



INTERNATIONAL APPLICATION PUBLISHED UNDER THE PATENT COOPERATION TREATY (PCT)

(51) International Patent Classification ⁷ : C07D 277/48, A61K 31/426, 31/421, 31/4168, C07D 263/48, 233/88	A1	(11) International Publication Number: WO 00/17175 (43) International Publication Date: 30 March 2000 (30.03.00)
(21) International Application Number: PCT/US99/21337 (22) International Filing Date: 16 September 1999 (16.09.99) (30) Priority Data: 60/100,972 18 September 1998 (18.09.98) US (71) Applicant (for all designated States except US): VERTEX PHARMACEUTICALS INCORPORATED [US/US]; 130 Waverly Street, Cambridge, MA 02139-4242 (US). (72) Inventors; and (75) Inventors/Applicants (for US only): SALITURO, Francesco [US/US]; 25 Baker Drive, Marlborough, MA 01752 (US). BEMIS, Guy [US/US]; 256 Appleton Street, Arlington, MA 02476 (US). COCHRAN, John [US/US]; 24 Royal Crest Drive #3, North Andover, MA 01845 (US). (74) Agents: HALEY, James, F., Jr.; Fish & Neave, 1251 Avenue of the Americas, New York, NY 10020 (US) et al.	(81) Designated States: AE, AL, AM, AT, AU, AZ, BA, BB, BG, BR, BY, CA, CH, CN, CR, CU, CZ, DE, DK, DM, EE, ES, FI, GB, GD, GE, GH, GM, HR, HU, ID, IL, IN, IS, JP, KE, KG, KP, KR, KZ, LC, LK, LR, LS, LT, LU, LV, MD, MG, MK, MN, MW, MX, NO, NZ, PL, PT, RO, RU, SD, SE, SG, SI, SK, SL, TJ, TM, TR, TT, TZ, UA, UG, US, UZ, VN, YU, ZA, ZW, ARIPO patent (GH, GM, KE, LS, MW, SD, SL, SZ, TZ, UG, ZW), Eurasian patent (AM, AZ, BY, KG, KZ, MD, RU, TJ, TM), European patent (AT, BE, CH, CY, DE, DK, ES, FI, FR, GB, GR, IE, IT, LU, MC, NL, PT, SE), OAPI patent (BF, BJ, CF, CG, CI, CM, GA, GN, GW, ML, MR, NE, SN, TD, TG). Published <i>With international search report.</i> <i>Before the expiration of the time limit for amending the claims and to be republished in the event of the receipt of amendments.</i>	
(54) Title: INHIBITORS OF p38		
(57) Abstract <p>The present invention provides inhibitors of p38 having general formulae (I and II), wherein: X is selected from O, S, NR or C(R)₂; Y is CR or N; Z is CH or N; M is C=O, CHOH, or CH₂; n is 0 or 1; Q₁ is selected from a 5-6 membered aromatic carbocyclic or heterocyclic ring system, or an 8-10 membered bicyclic ring system comprising aromatic carbocyclic rings, aromatic heterocyclic rings or a combination of an aromatic carbocyclic ring and an aromatic heterocyclic ring, and Q₂ is selected from H, CO₂R', CON(R')₂, or a (C₁-c₄) branched or straight-chain alkyl optionally containing 1-3 substituents independently selected from A, T-C(O)R', OPO₃H₂, NR'₂, N(R')₂, OR', CO₂R', CON(R')₂, or SO₂N(R²)₂; or a 5-6 membered aromatic carbocyclic or heterocyclic ring system, or an 8-10 membered bicyclic ring system comprising aromatic carbocyclic rings, aromatic heterocyclic rings or a combination of an aromatic carbocyclic ring and an aromatic heterocyclic ring.</p>		

FOR THE PURPOSES OF INFORMATION ONLY

Codes used to identify States party to the PCT on the front pages of pamphlets publishing international applications under the PCT.

AL	Albania	ES	Spain	LS	Lesotho	SI	Slovenia
AM	Armenia	FI	Finland	LT	Lithuania	SK	Slovakia
AT	Austria	FR	France	LU	Luxembourg	SN	Senegal
AU	Australia	GA	Gabon	LV	Latvia	SZ	Swaziland
AZ	Azerbaijan	GB	United Kingdom	MC	Monaco	TD	Chad
BA	Bosnia and Herzegovina	GE	Georgia	MD	Republic of Moldova	TG	Togo
BB	Barbados	GH	Ghana	MG	Madagascar	TJ	Tajikistan
BE	Belgium	GN	Guinea	MK	The former Yugoslav Republic of Macedonia	TM	Turkmenistan
BF	Burkina Faso	GR	Greece			TR	Turkey
BG	Bulgaria	HU	Hungary	ML	Mali	TT	Trinidad and Tobago
BJ	Benin	IE	Ireland	MN	Mongolia	UA	Ukraine
BR	Brazil	IL	Israel	MR	Mauritania	UG	Uganda
BY	Belarus	IS	Iceland	MW	Malawi	US	United States of America
CA	Canada	IT	Italy	MX	Mexico	UZ	Uzbekistan
CF	Central African Republic	JP	Japan	NE	Niger	VN	Viet Nam
CG	Congo	KE	Kenya	NL	Netherlands	YU	Yugoslavia
CH	Switzerland	KG	Kyrgyzstan	NO	Norway	ZW	Zimbabwe
CI	Côte d'Ivoire	KP	Democratic People's Republic of Korea	NZ	New Zealand		
CM	Cameroon			PL	Poland		
CN	China	KR	Republic of Korea	PT	Portugal		
CU	Cuba	KZ	Kazakistan	RO	Romania		
CZ	Czech Republic	LC	Saint Lucia	RU	Russian Federation		
DE	Germany	LI	Liechtenstein	SD	Sudan		
DK	Denmark	LK	Sri Lanka	SE	Sweden		
EE	Estonia	LR	Liberia	SG	Singapore		

INHIBITORS OF p38TECHNICAL FIELD OF INVENTION

The present invention relates to inhibitors of p38, a mammalian protein kinase is involved in cell proliferation, cell death and response to extracellular stimuli. The invention also relates to methods for producing these inhibitors. The invention also provides pharmaceutical compositions comprising the inhibitors of the invention and methods of utilizing those compositions in the treatment and prevention of various disorders.

BACKGROUND OF THE INVENTION

Protein kinases are involved in various cellular responses to extracellular signals. Recently, a family of mitogen-activated protein kinases (MAPK) has been discovered. Members of this family are Ser/Thr kinases that activate their substrates by phosphorylation [B. Stein et al., Ann. Rep. Med. Chem., 31, pp. 289-98 (1996)]. MAPKs are themselves activated by a variety of signals including growth factors, cytokines, UV radiation, and stress-inducing agents.

One particularly interesting MAPK is p38. p38, also known as cytokine suppressive anti-inflammatory drug binding protein (CSBP) and RK, is isolated from murine pre-B cells that are transfected with the lipopolysaccharide (LPS) receptor, CD14, and induced with LPS. p38 has since been isolated and sequenced, as has the cDNA encoding it in humans and mouse. Activation of p38 has been observed in cells stimulated by stress, such

-2-

as treatment of lipopolysaccharides (LPS), UV, anisomycin, or osmotic shock, and by treatment with cytokines, such as IL-1 and TNF.

Inhibition of p38 kinase leads to a blockade in the production of both IL-1 and TNF. IL-1 and TNF stimulate the production of other proinflammatory cytokines such as IL-6 and IL-8 and have been implicated in acute and chronic inflammatory diseases and in post-menopausal osteoporosis [R. B. Kimble et al., Endocrinol., 136, pp. 3054-61 (1995)].

Based upon this finding it is believed that p38, along with other MAPKs, have a role in mediating cellular response to inflammatory stimuli, such as leukocyte accumulation, macrophage/monocyte activation, tissue resorption, fever, acute phase responses and neutrophilia. In addition, MAPKs, such as p38, have been implicated in cancer, thrombin-induced platelet aggregation, immunodeficiency disorders, autoimmune diseases, cell death, allergies, osteoporosis and neurodegenerative disorders. Inhibitors of p38 have been implicated in the area of pain management through inhibition of prostaglandin endoperoxide synthase-2 induction. Other diseases associated with IL-1, IL-6, IL-8 or TNF overproduction are set forth in WO 96/21654.

Others have already begun trying to develop drugs that specifically inhibit MAPKs. For example, PCT publication WO 95/31451 describes pyrazole compounds that inhibit MAPKs, and, in particular, p38. However, the efficacy of these inhibitors in vivo is still being investigated.

Accordingly, there is still a great need to develop other potent, p38-specific inhibitors that are

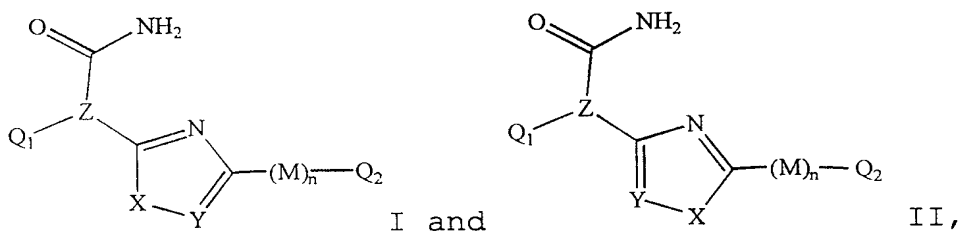
-3-

useful in treating various conditions associated with p38 activation.

SUMMARY OF THE INVENTION

The present invention addresses this problem by providing compounds that demonstrate strong and specific inhibition of p38.

These compounds have the general formulae:



or pharmaceutically acceptable salts thereof, wherein each of Q_1 and Q_2 are independently selected from 5-6 membered aromatic carbocyclic or heterocyclic ring systems, or 8-10 membered bicyclic ring systems comprising aromatic carbocyclic rings, aromatic heterocyclic rings or a combination of an aromatic carbocyclic ring and an aromatic heterocyclic ring. Alternatively, Q_1 is selected from a 5-6 membered aromatic carbocyclic or heterocyclic ring system, or an 8-10 membered bicyclic ring system comprising aromatic carbocyclic rings, aromatic heterocyclic rings or a combination of an aromatic carbocyclic ring and an aromatic heterocyclic ring, and Q_2 is selected from H, CO_2R' , $CON(R')_2$, or a (C_1-C_4) branched or straight-chain alkyl optionally containing 1-3 substituents independently selected from A, $T-C(O)R'$, OPO_3H_2 , NR'_2 , $N(R')_2$, OR' , CO_2R' , $CON(R')_2$, or $SO_2N(R^2)_2$.

The rings that make up Q_1 are optionally substituted with 1 to 4 substituents, each of which is

-4-

independently selected from halo; C₁-C₄ alkyl optionally containing 1-3 substituents independently selected from A, T-C(O)R', OPO₃H₂, NR'₂, NR'₂, OR', CO₂R' or CONR'₂; O-(C₁-C₄)-alkyl optionally containing 1-3 substituents

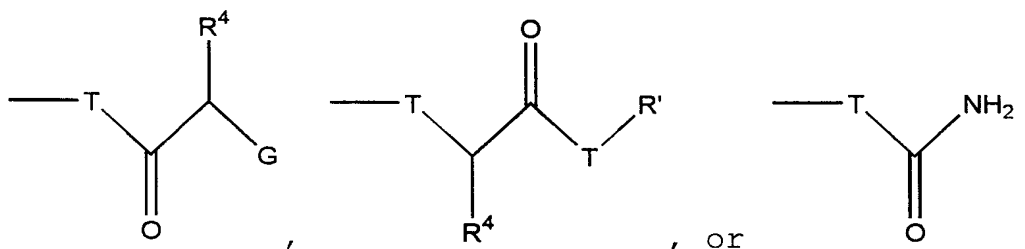
5 independently selected from A, T-C(O)R', OPO₃H₂, NR'₂, NR'₂, OR', CO₂R' or CONR'₂; NR'₂; OCF₃; CF₃; NO₂; CO₂R'; CONR'; SR'; S(O₂)N(R')₂; SCF₃; CN; N(R')C(O)R⁴; N(R')C(O)OR⁴; N(R')C(O)C(O)R⁴; N(R')S(O₂)R⁴; N(R')R⁴; N(R⁴)₂; OR⁴; OC(O)R⁴; OP(O)₃H₂; or N=C-N(R')₂.

10 When Q₂ is a ring system, the rings that make up Q₂ are optionally substituted with up to 4 substituents, each of which is independently selected from halo; C₁-C₄ straight or branched alkyl optionally containing 1-3 substituents independently selected from A, T-C(O)R',

15 OPO₃H₂, NR'₂, OR', CO₂R', S(O₂)N(R')₂, N=C-N(R')₂, R³, or CONR'₂; O-(C₁-C₃)-alkyl; O-(C₁-C₄)-alkyl optionally containing 1-3 substituents independently selected from A, T-C(O)R', OPO₃H₂, NR'₂, NR'₂, OR', CO₂R', S(O₂)N(R')₂, N=C-N(R')₂, R³, or CONR'₂; NR'₂; OCF₃; CF₃; NO₂; CO₂R';

20 CONR'; R³; OR³; NR³; SR³; C(O)R³; C(O)N(R')R³; C(O)OR³; SR'; S(O₂)N(R')₂; SCF₃; N=C-N(R')₂; or CN.

A is selected from the groups:



25 T is either O or NH.
G is either NH₂ or OH.

-5-

R' is selected from hydrogen, (C₁-C₃)-alkyl; (C₂-C₃)-alkenyl or alkynyl; phenyl or phenyl substituted with 1 to 3 substituents independently selected from halo, methoxy, cyano, nitro, amino, hydroxy, methyl or ethyl.

R³ is selected from 5-6 membered aromatic carbocyclic or heterocyclic ring systems.

R⁴ is (C₁-C₄)-alkyl optionally substituted with N(R')₂, OR', CO₂R', CON(R')₂, or SO₂N(R²)₂; a 5-6 membered carbocyclic or heterocyclic ring system optionally substituted with a (C₁-C₄) branched or straight-chain alkyl group, N(R')₂, OR', CO₂R', CON(R')₂, or SO₂N(R²)₂; or a (C₁-C₄)-alkyl optionally substituted with the 5-6 membered carbocyclic or heterocyclic ring system optionally substituted as described immediately above.

R² is selected from hydrogen, (C₁-C₃)-alkyl, or (C₁-C₃)-alkenyl; each optionally substituted with -N(R')₂, -OR', SR', -C(O)-N(R')₂, -S(O₂)-N(R')₂, -C(O)-OR', or R³.

X is selected from O, S, NR or C(R)₂.

Y is CR or N.

Z is CH or N.

M is C=O, CHOH, or CH₂.

n is 0 or 1.

Each R is independently selected from hydrogen, -R², -N(R²)₂, -OR², SR², -C(O)-N(R²)₂, -S(O₂)-N(R²)₂, or -C(O)-OR², wherein two adjacent R are optionally bound to one another and, together with each Y to which they are respectively bound, form a 4-8 membered carbocyclic or heterocyclic ring.

In another embodiment, the invention provides pharmaceutical compositions comprising the p38 inhibitors of this invention. These compositions may be utilized in

-6-

methods for treating or preventing a variety of disorders, such as cancer, inflammatory diseases, autoimmune diseases, destructive bone disorders, proliferative disorders, infectious diseases, viral diseases and neurodegenerative and neurological diseases. These compositions are also useful in methods for preventing cell death and hyperplasia and therefore may be used to treat or prevent reperfusion/ischemia in stroke, heart attacks, and organ hypoxia. The compositions are also useful in methods for preventing thrombin-induced platelet aggregation. Each of these above-described methods is also part of the present invention.

In another embodiment, compounds of the instant invention may act as Jnk3 inhibitors. Jnk3 is a MAP kinase involved in nervous system development, maintenance and repair, and may be important for stress-induced neuronal apoptosis in the central nervous system (Yang et al., Nature 389: 865-870, 1997). These compounds may be used to formulate pharmaceutical compositions that can be used for methods of treating Jnk3-mediated neurological diseases.

DETAILED DESCRIPTION OF THE INVENTION

In order that the invention herein described may be more fully understood, the following detailed description is set forth. In the description, the following terms are employed:

The term "heterocyclyl" or "heterocycle" refers to a stable 5-6 membered monocyclic heterocyclic ring or 8-10 membered bicyclic heterocyclic ring which is either

-7-

saturated or unsaturated, and which may be optionally benzofused if monocyclic. Each heterocycle consists of one or more carbon atoms and from one to four heteroatoms selected from the group consisting of nitrogen, oxygen and sulfur. As used herein, the terms "nitrogen and sulfur heteroatoms" include any oxidized form of nitrogen and sulfur, and the quaternized form of any basic nitrogen. A heterocyclyl radical may be attached at any endocyclic carbon or heteroatom that results in the creation of a stable structure. Examples of such groups include imidazolyl, imidazolinoyl, imidazolidinyl, quinolyl, isoquinolyl, indolyl, indazolyl, indazolinolyl, perhydropyridazyl, pyridazyl, pyridyl, pyrrolyl, pyrrolinyl, pyrrolidinyl, pyrazolyl, pyrazinyl, quinoxolyl, piperidinyl, pyranyl, pyrazolinyl, piperazinyl, pyrimidinyl, pyridazinyl, morpholinyl, thiamorpholinyl, furyl, thienyl, triazolyl, thiazolyl, -carbolinyl, tetrazolyl, thiazolidinyl, benzofuranoyl, thiamorpholinyl sulfone, oxazolyl, benzoxazolyl, oxopiperidinyl, oxopyrrolidinyl, oxoazepinyl, azepinyl, isoxozolyl, isothiazolyl, furazanoyl, tetrahydropyranoyl, tetrahydrofuranoyl, thiazolyl, thiadiazoyl, dioxolyl, dioxinyl, oxathiolyl, benzodioxolyl, dithiolyl, thiophenyl, tetrahydrothiophenyl, sulfolanyl, dioxanyl, dioxolanyl, tetrahydrofurodihydrofuranoyl, tetrahydropyranodihydrofuranoyl, dihydropyranoyl, tetrahydrofurofuranoyl and tetrahydropyranofuranoyl.

The term "carbocyclyl" or "carbocycle" refers to a stable 5-6 membered monocyclic carbocyclic ring or 8-10 membered bicyclic carbocyclic ring which is either saturated or unsaturated, and which may be optionally benzofused if monocyclic.

-8-

The term "pharmaceutically acceptable salts" refers to compounds according to the invention used in the form of salts derived from inorganic or organic acids and bases.

5 Included among acid salts, for example, are the following: acetate, adipate, alginate, aspartate, benzoate, benzenesulfonate, bisulfate, butyrate, citrate, camphorate, camphorsulfonate, cyclopentanepropionate, digluconate, dodecylsulfate, ethanesulfonate, fumarate,
10 flucoheptanoate, glycerophosphate, hemisulfate, heptanoate, hexanoate, hydrochloride, hydrobromide, hydroiodide, 2-hydroxyethanesulfonate, lactate, maleate, methanesulfonate, 2-naphthalenesulfonate, nicotinate, oxalate, pamoate, pectianate, persulfate,
15 phenylproprionate, picrate, pivalate, propionate, succinate, tartrate, thiocyanate, tosylate and undecanoate.

 Salts derived from appropriate bases include alkali metal (e.g. sodium), alkaline earth metal (e.g.,
20 magnesium), ammonium and NW_4^+ (wherein W is C_{1-4} alkyl). Physiologically acceptable salts of a hydrogen atom or an amino group include salts of organic carboxylic acids such as acetic, lactic, tartaric, malic, isethionic, lactobionic and succinic acids; organic sulfonic acids
25 such as methanesulfonic, ethanesulfonic, benzenesulfonic and p-toluenesulfonic acids and inorganic acids such as hydrochloric, sulfuric, phosphoric and sulfamic acids. Physiologically acceptable salts of a compound with a hydroxy group include the anion of said compound in
30 combination with a suitable cation such as Na^+ , NH_4^+ , and NW_4^+ (wherein W is a C_{1-4} alkyl group).

Pharmaceutically acceptable salts include salts of organic carboxylic acids such as ascorbic, acetic, citric, lactic, tartaric, malic, maleic, isothionic, lactobionic, p-aminobenzoic and succinic acids; organic
5 sulphonic acids such as methanesulphonic, ethanesulphonic, benzenesulphonic and p-toluenesulphonic acids and inorganic acids such as hydrochloric, sulphuric, phosphoric, sulphamic and pyrophosphoric acids.

10 For therapeutic use, salts of the compounds according to the invention will be pharmaceutically acceptable. However, salts of acids and bases that are not pharmaceutically acceptable may also find use, for example, in the preparation or purification of a
15 pharmaceutically acceptable compound.

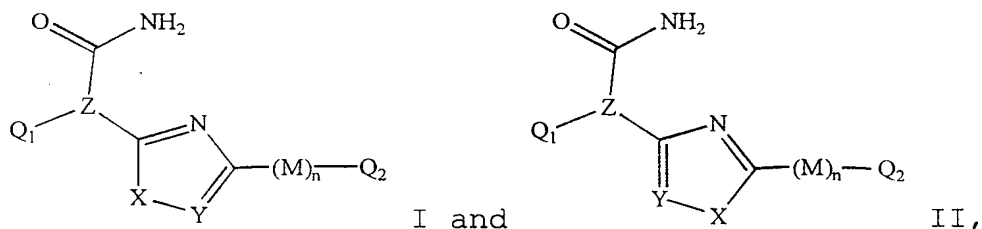
Preferred salts include salts formed from hydrochloric, sulfuric, acetic, succinic, citric and ascorbic acids.

The term "chemically feasible" refers to a
20 connectivity of atoms such that the chemical valency of each atom is satisfied. For example, an oxygen atom with two bonds and a carbon atom with four bonds are chemically feasible.

The term "tautomerization" refers to the
25 phenomenon wherein a proton of one atom of a molecule shifts to another atom. See, Jerry March, Advanced Organic Chemistry: Reactions, Mechanisms and Structures, Fourth Edition, John Wiley & Sons, pages 69-74 (1992). The term "tautomer" refers to the compounds produced by
30 the proton shift.

The present invention provides inhibitors of p38 having the general formulae:

-10-



or pharmaceutically acceptable salts thereof, wherein each of Q_1 and Q_2 are independently selected from 5-6 membered aromatic carbocyclic or heterocyclic ring systems, or 8-10 membered bicyclic ring systems comprising aromatic carbocyclic rings, aromatic heterocyclic rings or a combination of an aromatic carbocyclic ring and an aromatic heterocyclic ring. Alternatively, Q_1 is selected from a 5-6 membered aromatic carbocyclic or heterocyclic ring system, or an 8-10 membered bicyclic ring system comprising aromatic carbocyclic rings, aromatic heterocyclic rings or a combination of an aromatic carbocyclic ring and an aromatic heterocyclic ring, and Q_2 is selected from H, CO_2R' , $CON(R')_2$, or a (C_1-C_4) branched or straight-chain alkyl optionally containing 1-3 substituents independently selected from A, $T-C(O)R'$, OPO_3H_2 , NR'_2 , $N(R')_2$, OR' , CO_2R' , $CON(R')_2$, or $SO_2N(R^2)_2$.

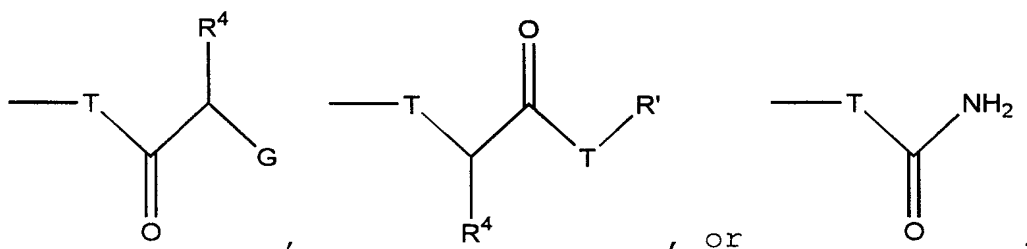
The rings that make up Q_1 are optionally substituted with 1 to 4 substituents, each of which is independently selected from halo; C_1-C_4 alkyl optionally containing 1-3 substituents independently selected from A, $T-C(O)R'$, OPO_3H_2 , NR'_2 , NR'_2 , OR' , CO_2R' or $CONR'_2$; O- (C_1-C_4) -alkyl optionally containing 1-3 substituents independently selected from A, $T-C(O)R'$, OPO_3H_2 , NR'_2 , OR' , CO_2R' or $CONR'_2$; NR'_2 ; OCF_3 ; CF_3 ; NO_2 ; CO_2R' ; $CONR'$; SR' ; $S(O_2)N(R')_2$; SCF_3 ; CN ; $N(R')C(O)R^4$; $N(R')C(O)OR^4$;

-11-

$N(R')C(O)C(O)R^4$; $N(R')S(O_2)R^4$; $N(R')R^4$; $N(R^4)_2$; OR^4 ;
 $OC(O)R^4$; $OP(O)_3H_2$; or $N=C-N(R')_2$.

When Q_2 is a ring system, the rings that make up
 Q_2 are optionally substituted with up to 4 substituents,
 5 each of which is independently selected from halo; C_1-C_4
 straight or branched alkyl optionally containing 1-3
 substituents independently selected from A, $T-C(O)R'$,
 OPO_3H_2 , NR'_2 , OR' , CO_2R' , $S(O_2)N(R')_2$, $N=C-N(R')_2$, R^3 , or
 $CONR'_2$; $O-(C_1-C_3)$ -alkyl; $O-(C_1-C_4)$ -alkyl optionally
 10 containing 1-3 substituents independently selected from
 A, $T-C(O)R'$, OPO_3H_2 , NR'_2 , NR'_2 , OR' , CO_2R' , $S(O_2)N(R')_2$,
 $N=C-N(R')_2$, R^3 , or $CONR'_2$; NR'_2 ; OCF_3 ; CF_3 ; NO_2 ; CO_2R' ;
 $CONR'$; R^3 ; OR^3 ; NR^3 ; SR^3 ; $C(O)R^3$; $C(O)N(R')R^3$; $C(O)OR^3$; SR' ;
 $S(O_2)N(R')_2$; SCF_3 ; $N=C-N(R')_2$; or CN.

15 A is selected from the groups:



T is either O or NH.

G is either NH_2 or OH.

20 R' is selected from hydrogen, (C_1-C_3) -alkyl;
 (C_2-C_3) -alkenyl or alkynyl; phenyl or phenyl substituted
 with 1 to 3 substituents independently selected from
 halo, methoxy, cyano, nitro, amino, hydroxy, methyl or
 ethyl.

25 R^3 is selected from 5-6 membered aromatic
 carbocyclic or heterocyclic ring systems.

-12-

R^4 is (C_1-C_4) -alkyl optionally substituted with $N(R')_2$, OR' , CO_2R' , $CON(R')_2$, or $SO_2N(R^2)_2$; a 5-6 membered carbocyclic or heterocyclic ring system optionally substituted with a (C_1-C_4) branched or straight-chain alkyl group, $N(R')_2$, OR' , CO_2R' , $CON(R')_2$, or $SO_2N(R^2)_2$; or a (C_1-C_4) -alkyl optionally substituted with the 5-6 membered carbocyclic or heterocyclic ring system optionally substituted as described immediately above.

R^2 is selected from hydrogen, (C_1-C_3) -alkyl, or (C_1-C_3) -alkenyl; each optionally substituted with $-N(R')_2$, $-OR'$, SR' , $-C(O)-N(R')_2$, $-S(O_2)-N(R')_2$, $-C(O)-OR'$, or R^3 .

X is selected from O, S, NR or $C(R)_2$.

Y is CR or N.

Z is CH or N.

M is $C=O$, $CHOH$, or CH_2 .

n is 0 or 1.

Each R is independently selected from hydrogen, $-R^2$, $-N(R^2)_2$, $-OR^2$, SR^2 , $-C(O)-N(R^2)_2$, $-S(O_2)-N(R^2)_2$, or $-C(O)-OR^2$, wherein two adjacent R are optionally bound to one another and, together with each Y to which they are respectively bound, form a 4-8 membered carbocyclic or heterocyclic ring.

It will be apparent to one of skill in the art that the compounds of the present invention may exist as tautomers. Such tautomers may be transient or isolatable as a stable product. These tautomers are envisioned within the scope of the invention. These compounds are also p38 inhibitors and fall within the scope of the present invention.

According to another preferred embodiment, Q_1 is selected from phenyl or pyridyl containing 1 to 3 substituents, wherein at least one of said substituents

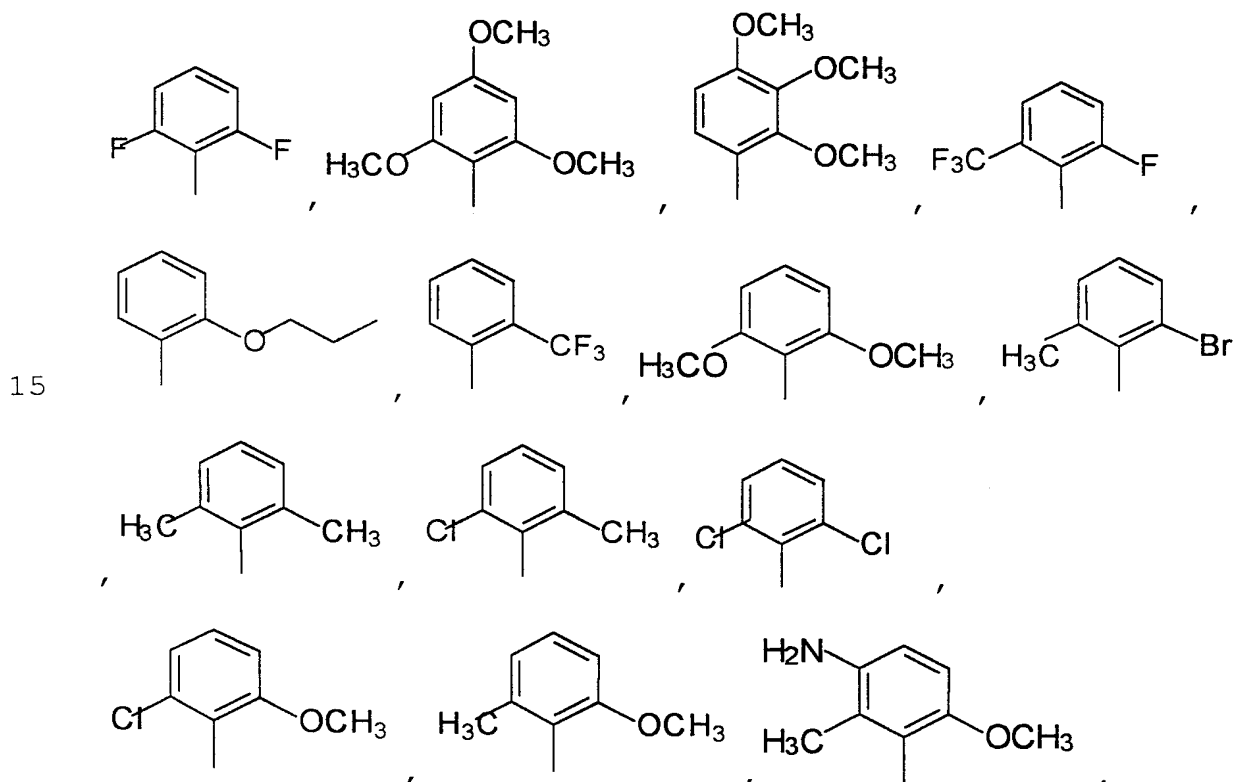
-13-

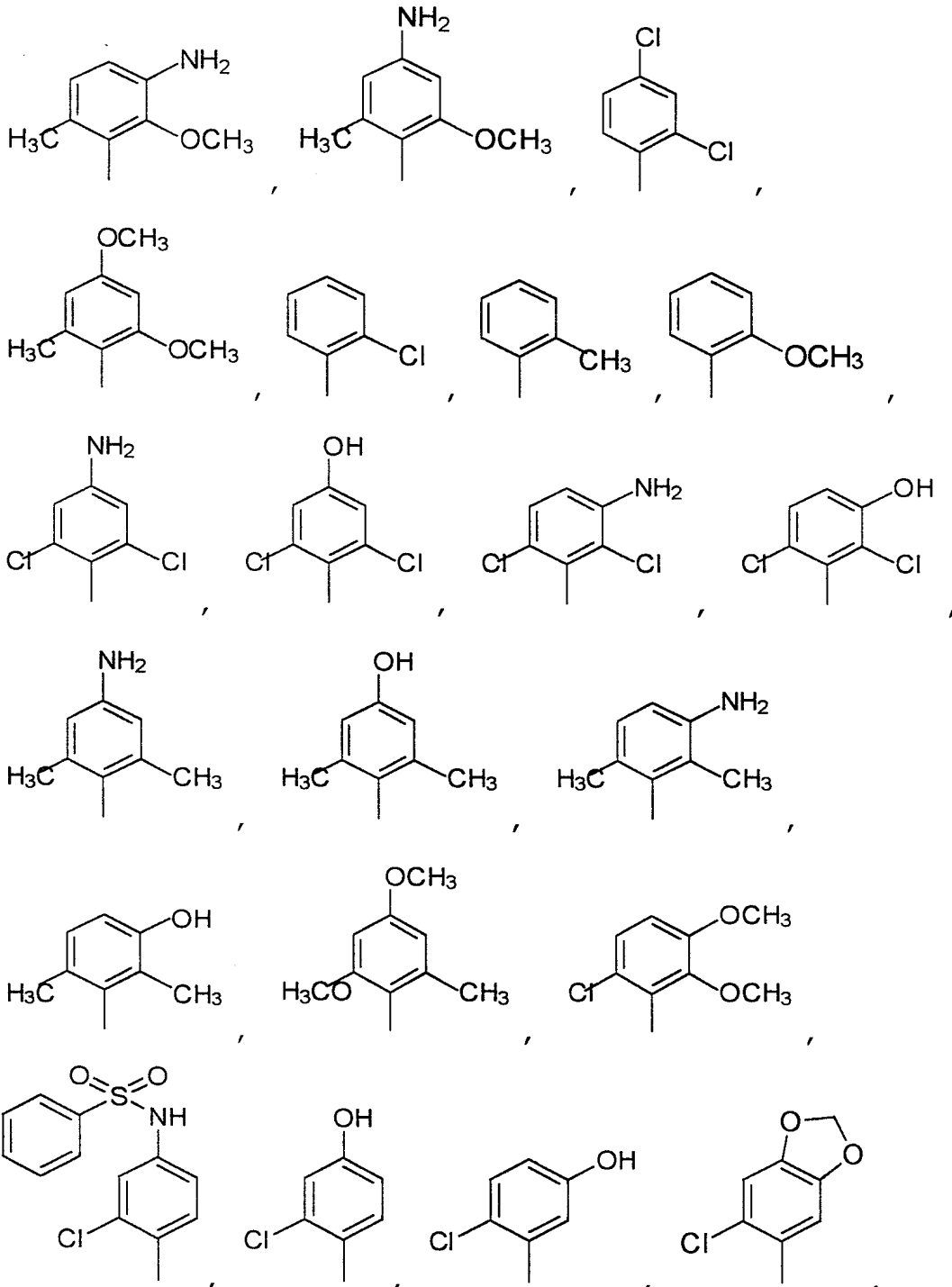
is in the ortho position and said substituents are independently selected from chloro, fluoro, bromo, -CH₃, -OCH₃, -OH, -CF₃, -OCF₃, -O(CH₂)₂CH₃, NH₂, 3,4-methylenedioxy, -N(CH₃)₂, -NH-S(O)₂-phenyl, -NH-C(O)O-CH₂-

5 4-pyridine, -NH-C(O)CH₂-morpholine, -NH-C(O)CH₂-N(CH₃)₂, -NH-C(O)CH₂-piperazine, -NH-C(O)CH₂-pyrrolidine, -NH-C(O)C(O)-morpholine, -NH-C(O)C(O)-piperazine, -NH-C(O)C(O)-pyrrolidine, -O-C(O)CH₂-N(CH₃)₂, or -O-(CH₂)₂-N(CH₃)₂.

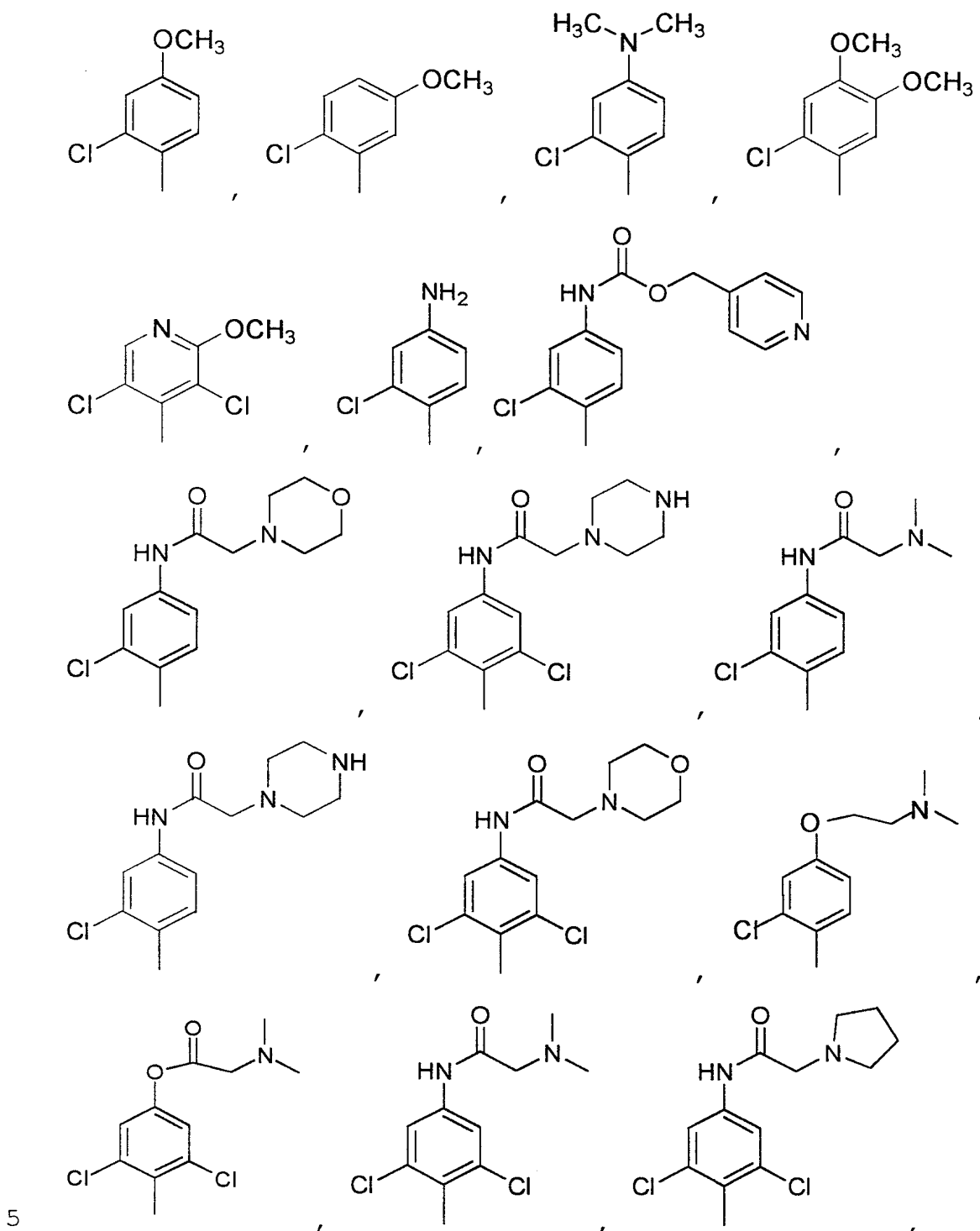
10 Even more preferred are phenyl or pyridyl containing at least 2 of the above-indicated substituents both being in the ortho position.

Some specific examples of preferred Q₁ are:

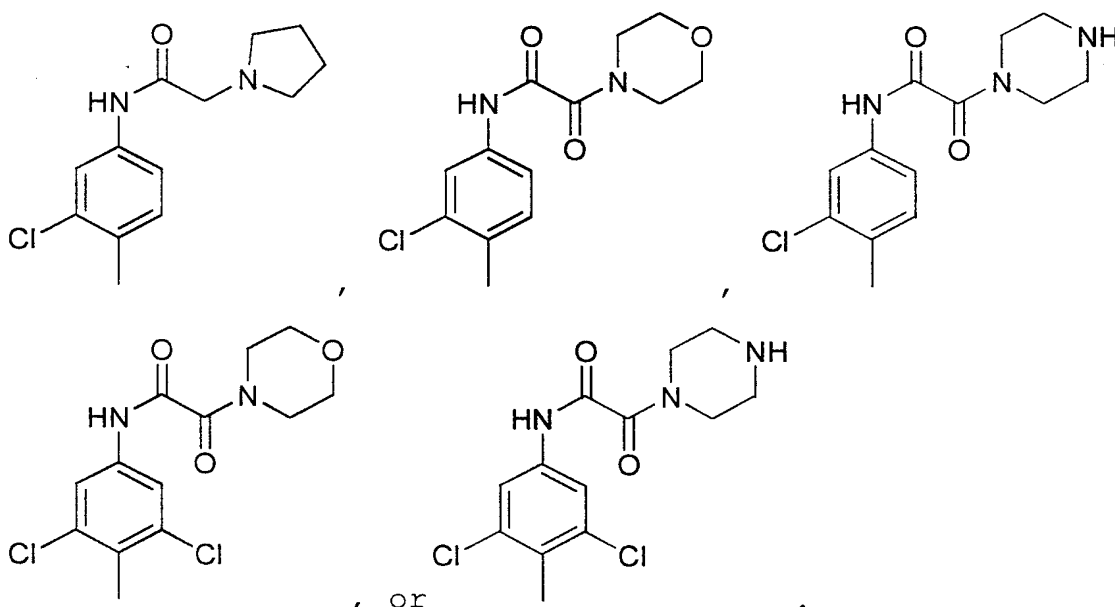




-15-



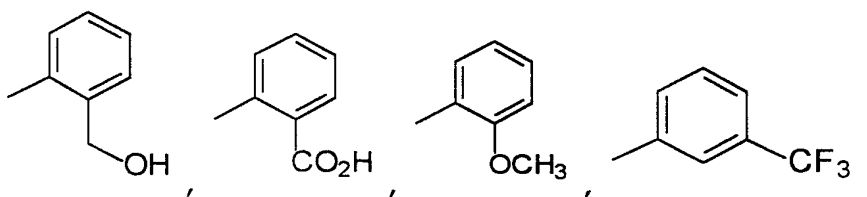
-16-



Most preferably, Q_1 is selected from 2-fluoro-6-trifluoromethylphenyl; 2,6-difluorophenyl; 2,6-dichlorophenyl; 2-chloro-4-hydroxyphenyl; 2-chloro-4-aminophenyl; 2,6-dichloro-4-aminophenyl; 2,6-dichloro-3-aminophenyl; 2,6-dimethyl-4-hydroxyphenyl; 2-methoxy-3,5-dichloro-4-pyridyl; 2-chloro-4,5 methylenedioxy phenyl; or 2-chloro-4-(N-2-morpholino-acetamido)phenyl.

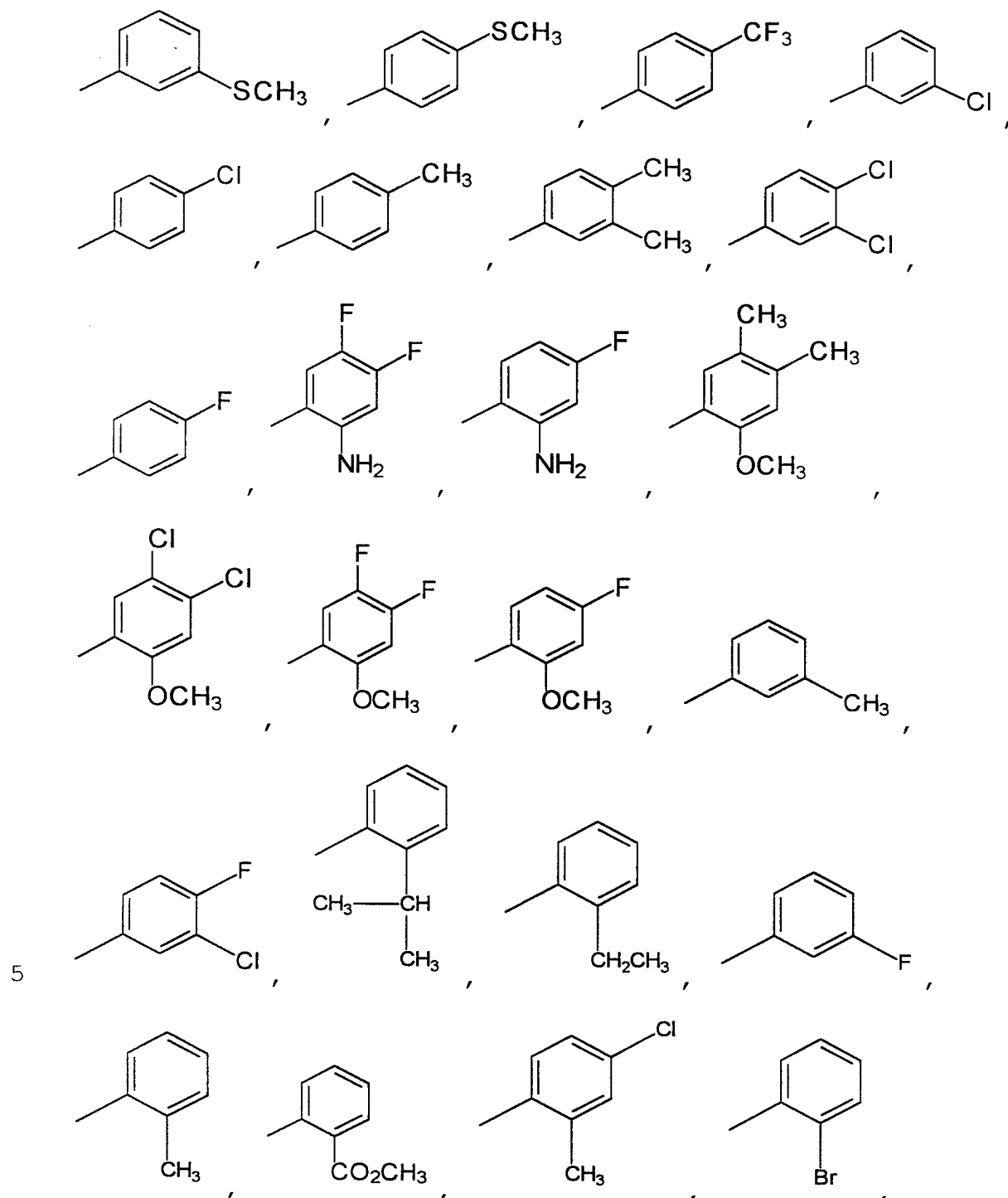
According to a preferred embodiment, Q_2 is phenyl or pyridyl containing 0 to 3 substituents, wherein each substituent is independently selected from chloro, fluoro, bromo, methyl, ethyl, isopropyl, $-OCH_3$, $-OH$, $-NH_2$, $-CF_3$, $-OCF_3$, $-SCH_3$, $-OCH_3$, $-C(O)OH$, $-C(O)OCH_3$, $-CH_2NH_2$, $-N(CH_3)_2$, $-CH_2$ -pyrrolidine and $-CH_2OH$.

Some specific examples of preferred Q_2 are:

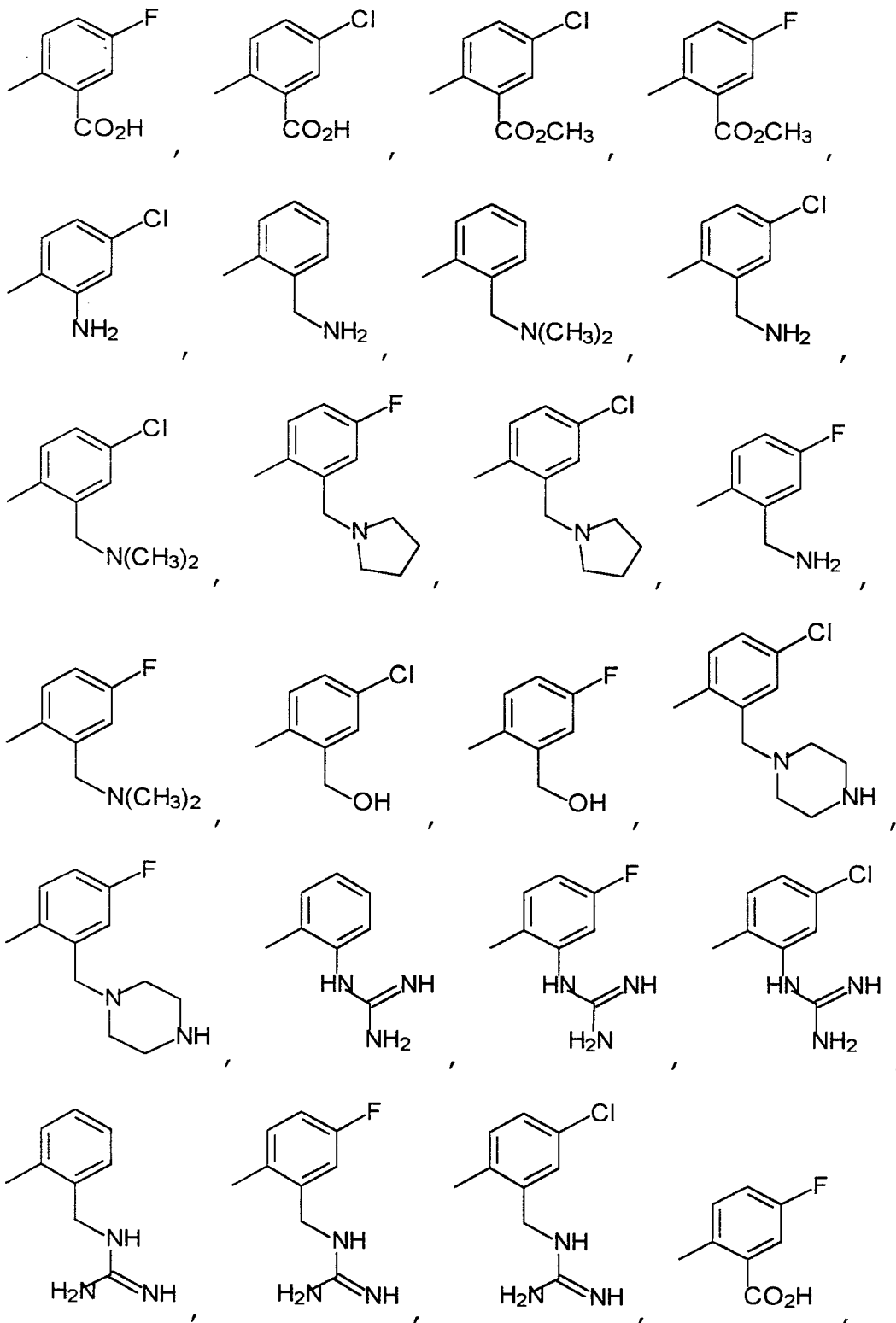


SUBSTITUTE SHEET (RULE 26)

-17-

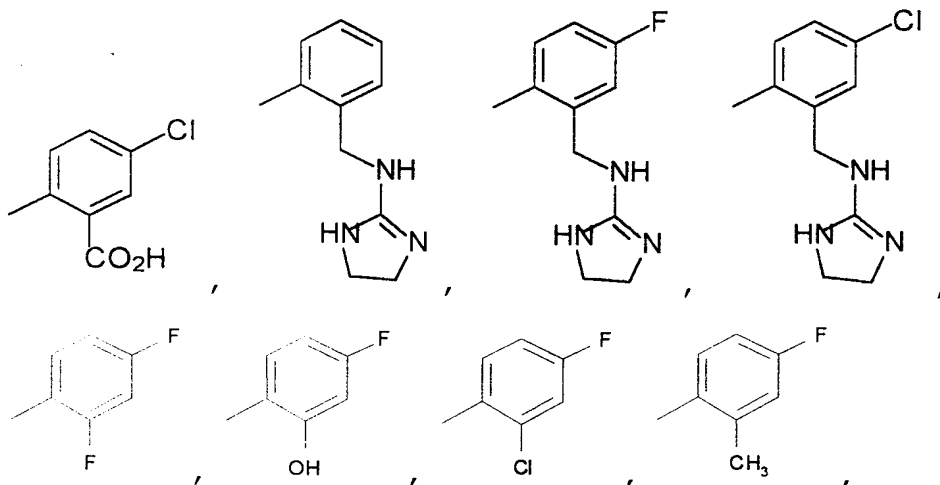


SUBSTITUTE SHEET (RULE 26)



5

-19-



unsubstituted 2-pyridyl or unsubstituted phenyl.

Most preferred are compounds wherein Q₂ is
 5 selected from phenyl; 2-isopropylphenyl; 3,4-
 dimethylphenyl; 2-ethylphenyl; 3-fluorophenyl; 2-
 methylphenyl; 3-chloro-4-fluorophenyl; 3-chlorophenyl; 2-
 carbomethoxyphenyl; 2-carboxyphenyl; 2-methyl-4-
 chlorophenyl; 2-bromophenyl; 2-pyridyl; 2-
 10 methylenehydroxyphenyl; 4-fluorophenyl; 2-methyl-4-
 fluorophenyl; 2-chloro-4-fluorophenyl; 2,4-difluorophenyl;
 2-hydroxy-4-fluorophenyl or 2-methylenehydroxy-4-
 fluorophenyl.

Some preferred embodiments are provided in
 15 Tables 1 to 3 below:

Table 1. Formula I compounds: X = S

cmpd #	structure	cmpd #	structure
1		7	
2		8	
3		9	
4		10	
5		11	
6		12	

Table 2. Formula I compounds: X = O

cmpd #	structure	cmpd #	structure
13		19	
14		20	
15		21	
16		22	
17		23	
18		24	

Table 3. Formula I compounds: X=NR

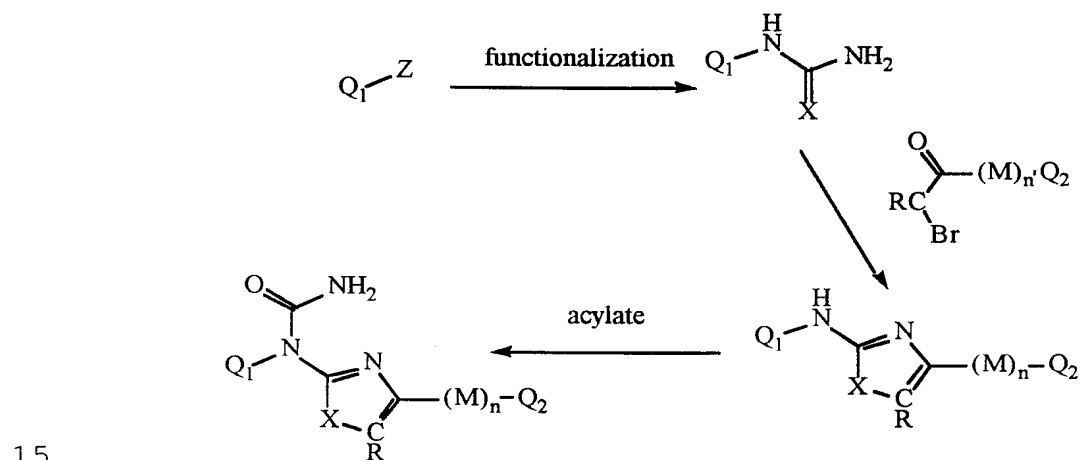
cmpd #	structure	cmpd #	structure
25		31	
26		32	
27		33	
28		34	
29		35	
30		36	

-23-

In another embodiment, compounds of the instant invention may be Jnk3 inhibitors. In a preferred embodiment for Jnk3 inhibitors, n is 1. Jnk3 inhibitors may be formulated into pharmaceutical compositions for administration to animals or humans. These compositions can be used for methods of treating Jnk3-mediated neurological diseases.

According to another embodiment, the present invention provides methods of producing the above-identified compounds of formulae I and II.

A representative full synthesis scheme for the inhibitors of this invention of formula I where Z is N, X is O, S, or NR, and Y is CR is depicted below:



In step 1 of scheme 1, an aniline is converted to a urea, thiourea, or guanidine using, respectively, cyanic acid, thiocyanic acid, or 1H-pyrazole-1-carboxamide. Alternatively, the three different functionalities can be obtained from any number of other reagents that are well known in the art. In step 2, the urea, thiourea, or guanidine is condensed with an α -

-24-

chloro or α -bromoketone in refluxing ethanol to obtain the oxazole, thiazole, or imidazole respectively. In step 3, the amine is acylated to provide the corresponding urea.

5 A similar synthesis scheme can be used for the production of compounds of formula II. In addition, other synthesis schemes known in the art can be used to produce the compounds of formulae I and II.

10 The activity of the p38 inhibitors of this invention may be assayed *in vitro*, *in vivo* or in a cell line. *In vitro* assays include assays that determine inhibition of either the kinase activity or ATPase activity of activated p38. Alternate *in vitro* assays quantitate the ability of the inhibitor to bind to p38
15 and may be measured either by radiolabelling the inhibitor prior to binding, isolating the inhibitor/p38 complex and determining the amount of radiolabel bound, or by running a competition experiment where new inhibitors are incubated with p38 bound to known
20 radioligands.

 Cell culture assays of the inhibitory effect of the compounds of this invention may be used to determine the amounts of TNF, IL-1, IL-6 or IL-8 produced in whole blood or cell fractions thereof in cells treated with
25 inhibitor as compared to cells treated with negative controls. Level of these cytokines may be determined through the use of commercially available ELISAs.

 An *in vivo* assay useful for determining the inhibitory activity of the p38 inhibitors of this
30 invention is the suppression of hind paw edema in rats with *Mycobacterium butyricum*-induced adjuvant arthritis.

-25-

This is described in J.C. Boehm et al., J. Med. Chem., 39, pp: 3929-37 (1996), the disclosure of which is herein incorporated by reference. The p38 inhibitors of this invention may also be assayed in animal models of
5 arthritis, bone resorption, endotoxin shock and immune function, as described in A. M. Badger et al., J. Pharmacol. Experimental Therapeutics, 279, pp. 1453-61 (1996), the disclosure of which is herein incorporated by reference.

10 The p38 inhibitors or pharmaceutical salts thereof may be formulated into pharmaceutical compositions for administration to animals or humans. These pharmaceutical compositions, which comprise an amount of p38 inhibitor effective to treat or prevent a
15 p38-mediated condition and a pharmaceutically acceptable carrier, are another embodiment of the present invention.

 The term "p38-mediated condition", as used herein means any disease or other deleterious condition in which p38 is known to play a role. This includes
20 conditions caused by IL-1, TNF, IL-6 or IL-8 overproduction. Such conditions include, without limitation, inflammatory diseases, autoimmune diseases, destructive bone disorders, proliferative disorders, infectious diseases, neurodegenerative diseases,
25 allergies, reperfusion/ischemia in stroke, heart attacks, angiogenic disorders, organ hypoxia, vascular hyperplasia, cardiac hypertrophy, thrombin-induced platelet aggregation, and conditions associated with prostaglandin endoperoxidase synthase-2.

30 Inflammatory diseases which may be treated or prevented include, but are not limited to, acute

-26-

pancreatitis, chronic pancreatitis, asthma, allergies, and adult respiratory distress syndrome.

Autoimmune diseases which may be treated or prevented include, but are not limited to,

5 glomerulonephritis, rheumatoid arthritis, systemic lupus erythematosus, scleroderma, chronic thyroiditis, Graves' disease, autoimmune gastritis, diabetes, autoimmune hemolytic anemia, autoimmune neutropenia, thrombocytopenia, atopic dermatitis, chronic active

10 hepatitis, myasthenia gravis, multiple sclerosis, inflammatory bowel disease, ulcerative colitis, Crohn's disease, psoriasis, and graft vs. host disease.

Destructive bone disorders which may be treated or prevented include, but are not limited to,

15 osteoporosis, osteoarthritis and multiple myeloma-related bone disorder.

Proliferative diseases which may be treated or prevented include, but are not limited to, acute myelogenous leukemia, chronic myelogenous leukemia,

20 metastatic melanoma, Kaposi's sarcoma, and multiple myeloma.

Angiogenic disorders which may be treated or prevented include solid tumors, ocular neovascularization, infantile haemangiomas.

25 Infectious diseases which may be treated or prevented include, but are not limited to, sepsis, septic shock, and Shigellosis.

Viral diseases which may be treated or prevented include, but are not limited to, acute

30 hepatitis infection (including hepatitis A, hepatitis B and hepatitis C), HIV infection and CMV retinitis.

-27-

Neurodegenerative and neurological diseases which may be treated or prevented by the compounds of this invention which inhibit p38 or Jnk3 include, but are not limited to, Alzheimer's disease, Parkinson's disease, cerebral ischemias, epilepsy or neurodegenerative disease
5 caused by traumatic injury.

"p38-mediated conditions" also include ischemia/reperfusion in stroke, heart attacks, myocardial ischemia, organ hypoxia, vascular hyperplasia, cardiac
10 hypertrophy, and thrombin-induced platelet aggregation.

In addition, p38 inhibitors in this invention are also capable of inhibiting the expression of inducible pro-inflammatory proteins such as prostaglandin endoperoxide synthase-2 (PGHS-2), also referred to as
15 cyclooxygenase-2 (COX-2). Therefore, other "p38-mediated conditions" are edema, analgesia, fever and pain, such as neuromuscular pain, headache, pain caused by cancer, dental pain and arthritis pain.

The diseases that may be treated or prevented
20 by the p38 inhibitors of this invention may also be conveniently grouped by the cytokine (IL-1, TNF, IL-6, IL-8) that is believed to be responsible for the disease.

Thus, an IL-1-mediated disease or condition includes rheumatoid arthritis, osteoarthritis, stroke,
25 endotoxemia and/or toxic shock syndrome, inflammatory reaction induced by endotoxin, inflammatory bowel disease, tuberculosis, atherosclerosis, muscle degeneration, cachexia, psoriatic arthritis, Reiter's syndrome, gout, traumatic arthritis, rubella arthritis,
30 acute synovitis, diabetes, pancreatic β -cell disease and Alzheimer's disease.

-28-

TNF-mediated diseases or conditions include rheumatoid arthritis, rheumatoid spondylitis, osteoarthritis, gouty arthritis and other arthritic conditions, sepsis, septic shock, endotoxic shock, gram
5 negative sepsis, toxic shock syndrome, adult respiratory distress syndrome, cerebral malaria, chronic pulmonary inflammatory disease, silicosis, pulmonary sarcoisosis, bone resorption diseases, reperfusion injury, graft vs. host reaction, allograft rejections, fever and myalgias
10 due to infection, cachexia secondary to infection, AIDS, ARC or malignancy, keloid formation, scar tissue formation, Crohn's disease, ulcerative colitis or pyresis. TNF-mediated diseases also include viral infections, such as HIV, CMV, influenza and herpes; and
15 veterinary viral infections, such as lentivirus infections, including, but not limited to, equine infectious anemia virus, caprine arthritis virus, visna virus or maedi virus; or retrovirus infections, including feline immunodeficiency virus, bovine immunodeficiency
20 virus, or canine immunodeficiency virus.

IL-8 mediated diseases or conditions include diseases characterized by massive neutrophil infiltration, such as psoriasis, inflammatory bowel disease, asthma, cardiac and renal reperfusion injury,
25 adult respiratory distress syndrome, thrombosis and glomerulonephritis.

In addition, the compounds of this invention may be used topically to treat or prevent conditions caused or exacerbated by IL-1 or TNF. Such conditions
30 include inflamed joints, eczema, psoriasis, inflammatory skin conditions such as sunburn, inflammatory eye

-29-

conditions such as conjunctivitis, pyresis, pain, and other conditions associated with inflammation.

In addition to the compounds of this invention, pharmaceutically acceptable salts of the compounds of this invention may also be employed in compositions to
5 treat or prevent the above-identified disorders.

Pharmaceutically acceptable salts of the compounds of this invention include those derived from pharmaceutically acceptable inorganic and organic acids
10 and bases. Examples of suitable acid salts include acetate, adipate, alginate, aspartate, benzoate, benzenesulfonate, bisulfate, butyrate, citrate, camphorate, camphorsulfonate, cyclopentanepropionate, digluconate, dodecylsulfate, ethanesulfonate, formate,
15 fumarate, glucoheptanoate, glycerophosphate, glycolate, hemisulfate, heptanoate, hexanoate, hydrochloride, hydrobromide, hydroiodide, 2-hydroxyethanesulfonate, lactate, maleate, malonate, methanesulfonate, 2-naphthalenesulfonate, nicotinate, nitrate, oxalate,
20 palmoate, pectinate, persulfate, 3-phenylpropionate, phosphate, picrate, pivalate, propionate, salicylate, succinate, sulfate, tartrate, thiocyanate, tosylate and undecanoate. Other acids, such as oxalic, while not in themselves pharmaceutically acceptable, may be employed
25 in the preparation of salts useful as intermediates in obtaining the compounds of the invention and their pharmaceutically acceptable acid addition salts. Salts derived from appropriate bases include alkali metal (e.g., sodium and potassium), alkaline earth metal (e.g.,
30 magnesium), ammonium and N-(C₁₋₄ alkyl)₄⁺ salts. This invention also envisions the quaternization of any basic nitrogen-containing groups of the compounds disclosed

-30-

herein. Water or oil-soluble or dispersible products may be obtained by such quaternization.

Pharmaceutically acceptable carriers that may be used in these pharmaceutical compositions include, but
5 are not limited to, ion exchangers, alumina, aluminum stearate, lecithin, serum proteins, such as human serum albumin, buffer substances such as phosphates, glycine, sorbic acid, potassium sorbate, partial glyceride mixtures of saturated vegetable fatty acids, water, salts
10 or electrolytes, such as protamine sulfate, disodium hydrogen phosphate, potassium hydrogen phosphate, sodium chloride, zinc salts, colloidal silica, magnesium trisilicate, polyvinyl pyrrolidone, cellulose-based substances, polyethylene glycol, sodium
15 carboxymethylcellulose, polyacrylates, waxes, polyethylene-polyoxypropylene-block polymers, polyethylene glycol and wool fat.

The compositions of the present invention may be administered orally, parenterally, by inhalation spray,
20 topically, rectally, nasally, buccally, vaginally or via an implanted reservoir. The term "parenteral" as used herein includes subcutaneous, intravenous, intramuscular, intra-articular, intra-synovial, intrasternal, intrathecal, intrahepatic, intralesional and intracranial
25 injection or infusion techniques. Preferably, the compositions are administered orally, intraperitoneally or intravenously.

Sterile injectable forms of the compositions of this invention may be aqueous or oleaginous suspension.
30 These suspensions may be formulated according to techniques known in the art using suitable dispersing or wetting agents and suspending agents. The sterile

-31-

injectable preparation may also be a sterile injectable solution or suspension in a non-toxic parenterally-acceptable diluent or solvent, for example as a solution in 1,3-butanediol. Among the acceptable vehicles and solvents that may be employed are water, Ringer's solution and isotonic sodium chloride solution. In addition, sterile, fixed oils are conventionally employed as a solvent or suspending medium. For this purpose, any bland fixed oil may be employed including synthetic mono- or di-glycerides. Fatty acids, such as oleic acid and its glyceride derivatives are useful in the preparation of injectables, as are natural pharmaceutically-acceptable oils, such as olive oil or castor oil, especially in their polyoxyethylated versions. These oil solutions or suspensions may also contain a long-chain alcohol diluent or dispersant, such as carboxymethyl cellulose or similar dispersing agents which are commonly used in the formulation of pharmaceutically acceptable dosage forms including emulsions and suspensions. Other commonly used surfactants, such as Tweens, Spans and other emulsifying agents or bioavailability enhancers which are commonly used in the manufacture of pharmaceutically acceptable solid, liquid, or other dosage forms may also be used for the purposes of formulation.

The pharmaceutical compositions of this invention may be orally administered in any orally acceptable dosage form including, but not limited to, capsules, tablets, aqueous suspensions or solutions. In the case of tablets for oral use, carriers that are commonly used include lactose and corn starch. Lubricating agents, such as magnesium stearate, are also

-32-

typically added. For oral administration in a capsule form, useful diluents include lactose and dried corn starch. When aqueous suspensions are required for oral use, the active ingredient is combined with emulsifying and suspending agents. If desired, certain sweetening, 5 flavoring or coloring agents may also be added.

Alternatively, the pharmaceutical compositions of this invention may be administered in the form of suppositories for rectal administration. These can be 10 prepared by mixing the agent with a suitable non-irritating excipient which is solid at room temperature but liquid at rectal temperature and therefore will melt in the rectum to release the drug. Such materials include cocoa butter, beeswax and polyethylene glycols.

15 The pharmaceutical compositions of this invention may also be administered topically, especially when the target of treatment includes areas or organs readily accessible by topical application, including diseases of the eye, the skin, or the lower intestinal tract. Suitable topical formulations are readily 20 prepared for each of these areas or organs.

Topical application for the lower intestinal tract can be effected in a rectal suppository formulation (see above) or in a suitable enema formulation.

25 Topically-transdermal patches may also be used.

For topical applications, the pharmaceutical compositions may be formulated in a suitable ointment containing the active component suspended or dissolved in one or more carriers. Carriers for topical 30 administration of the compounds of this invention include, but are not limited to, mineral oil, liquid petrolatum, white petrolatum, propylene glycol,

-33-

polyoxyethylene, polyoxypropylene compound, emulsifying wax and water. Alternatively, the pharmaceutical compositions can be formulated in a suitable lotion or cream containing the active components suspended or dissolved in one or more pharmaceutically acceptable carriers. Suitable carriers include, but are not limited to, mineral oil, sorbitan monostearate, polysorbate 60, cetyl esters wax, cetearyl alcohol, 2-octyldodecanol, benzyl alcohol and water.

For ophthalmic use, the pharmaceutical compositions may be formulated as micronized suspensions in isotonic, pH adjusted sterile saline, or, preferably, as solutions in isotonic, pH adjusted sterile saline, either with or without a preservative such as benzylalkonium chloride. Alternatively, for ophthalmic uses, the pharmaceutical compositions may be formulated in an ointment such as petrolatum.

The pharmaceutical compositions of this invention may also be administered by nasal aerosol or inhalation. Such compositions are prepared according to techniques well known in the art of pharmaceutical formulation and may be prepared as solutions in saline, employing benzyl alcohol or other suitable preservatives, absorption promoters to enhance bioavailability, fluorocarbons, and/or other conventional solubilizing or dispersing agents.

The amount of inhibitor that may be combined with the carrier materials to produce a single dosage form will vary depending upon the host treated, the particular mode of administration. Preferably, the compositions should be formulated so that a dosage of between 0.01 - 100 mg/kg body weight/day of the inhibitor

-34-

can be administered to a patient receiving these compositions.

It should also be understood that a specific dosage and treatment regimen for any particular patient will depend upon a variety of factors, including the activity of the specific compound employed, the age, body weight, general health, sex, diet, time of administration, rate of excretion, drug combination, and the judgment of the treating physician and the severity of the particular disease being treated. The amount of inhibitor will also depend upon the particular compound in the composition.

According to another embodiment, the invention provides methods for treating or preventing a p38-mediated condition comprising the step of administering to a patient one of the above-described pharmaceutical compositions. The term "patient", as used herein, means an animal, preferably a human.

Preferably, that method is used to treat or prevent a condition selected from inflammatory diseases, autoimmune diseases, destructive bone disorders, proliferative disorders, infectious diseases, degenerative diseases, allergies, reperfusion/ischemia in stroke, heart attacks, angiogenic disorders, organ hypoxia, vascular hyperplasia, cardiac hypertrophy, and thrombin-induced platelet aggregation.

According to another embodiment, the inhibitors of this invention are used to treat or prevent an IL-1, IL-6, IL-8 or TNF-mediated disease or condition. Such conditions are described above.

Depending upon the particular p38-mediated condition to be treated or prevented, additional drugs,

-35-

which are normally administered to treat or prevent that condition may be administered together with the inhibitors of this invention. For example, chemotherapeutic agents or other anti-proliferative agents may be combined with the p38 inhibitors of this invention to treat proliferative diseases.

Those additional agents may be administered separately, as part of a multiple dosage regimen, from the p38 inhibitor-containing composition. Alternatively, those agents may be part of a single dosage form, mixed together with the p38 inhibitor in a single composition.

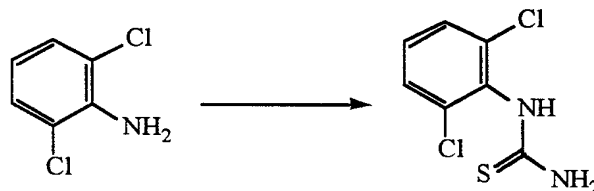
In order that the invention described herein may be more fully understood, the following examples are set forth. It should be understood that these examples are for illustrative purposes only and are not to be construed as limiting this invention in any manner.

An example of the synthesis of a thiazole of formula I is set forth in the following example.

EXAMPLE 1

Synthesis of p38 Inhibitor Compound

A. Synthesis of the Thiourea

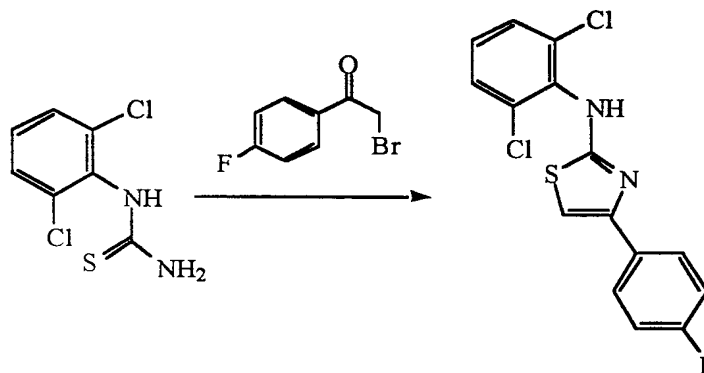


In a 250 mL round-bottomed flask, 9.95 g (60.2 mmol) of 2,6-dichloroaniline was dissolved in 50 mL of anhydrous C₆H₆. 8.0 g (82.3 mmol) of potassium

-36-

isothiocyanate was added to the light brown solution of 2,6-dichloroaniline. 20 mL (130 mmol) trifluoroacetic acid was added, which produced an exotherm and a darkening of the mixture. The reaction was heated to reflux until the aniline was not observed by CH₂Cl₂ thin layer chromatography (TLC) analysis. The light yellow mixture was poured into H₂O and extracted with CH₂Cl₂. The organic extract was dried in MgSO₄ and filtered over a plug of silica gel. The plug was eluted with CH₂Cl₂ to remove a small amount of nonpolar impurities. An elution with 25% EtOAc in CH₂Cl₂ and evaporation of the filtrate *in vacuo* produced 8.12 g, a 61% yield, of the thiourea as a clear, colorless oil.

15 B. Synthesis of the Thiazole

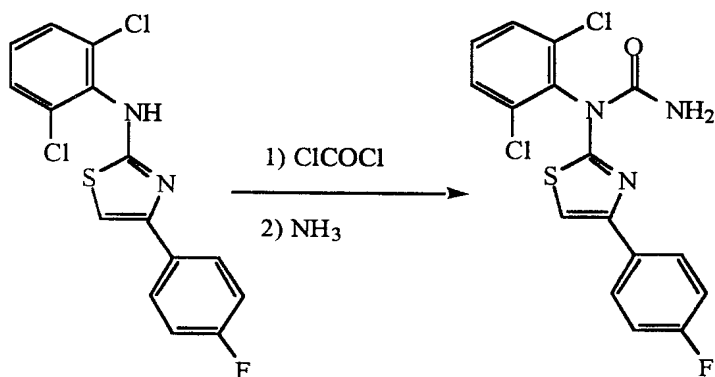


In a 100 mL round-bottomed flask, 1.04 g (4.70 mmol) of 2,6-dichlorophenyl thiourea made in Example 1A was dissolved in 25 mL of EtOH. 1.01 g (4.51 mmol) of commercially available 2-bromo-4'-fluoroacetophenone was added to the clear colorless solution of thiourea. The solution was heated to reflux until the starting materials were not observed by TLC (CH₂Cl₂) analysis. The light yellow liquid was cooled and the solvent was evaporated *in vacuo* to afford a yellow solid. The

-37-

material was recrystallized from 1,2-dichloroethane-acetone to afford 1.06 g, a 70% yield, of the thiazole as a white solid.

5 C. Synthesis of the Urea



In a 25 mL round-bottomed flask, 371.4 mg (1.09
10 mmol) of the thiourea produced in example 1B was
dissolved in 7 mL of 20% w/w phosgene in toluene. The
suspension was heated to reflux until all of the solid
thiourea was dissolved. The solution was cooled and 5 mL
15 of 2.0M NH₃ in MeOH was added, which precipitated a white
solid. The mixture was stirred overnight, poured into
water and extracted with CH₂Cl₂. The organic extract was
dried in MgSO₄ and evaporated *in vacuo* to afford the urea
as a white solid.

20

EXAMPLE 2

Cloning of p38 Kinase in Insect Cells

Two splice variants of human p38 kinase, CSBP1
and CSBP2, have been identified. Specific
oligonucleotide primers were used to amplify the coding
25 region of CSBP2 cDNA using a HeLa cell library

-38-

(Stratagene) as a template. The polymerase chain reaction product was cloned into the pET-15b vector (Novagen). The baculovirus transfer vector, pVL-(His)6-p38 was constructed by subcloning a XbaI-BamHI fragment of pET15b-(His)6-p38 into the complementary sites in plasmid pVL1392 (PharMingen).

The plasmid pVL-(His)6-p38 directed the synthesis of a recombinant protein consisting of a 23-residue peptide (MGSSHHHHHSSGLVPRGSHMLE, where LVPRGS represents a thrombin cleavage site) fused in frame to the N-terminus of p38, as confirmed by DNA sequencing and by N-terminal sequencing of the expressed protein. Monolayer culture of *Spodoptera frugiperda* (Sf9) insect cells (ATCC) was maintained in TNM-FH medium (Gibco BRL) supplemented with 10% fetal bovine serum in a T-flask at 27°C. Sf9 cells in log phase were co-transfected with linear viral DNA of Autographa californica nuclear polyhedrosis virus (PharMingen) and transfer vector pVL-(His)6-p38 using Lipofectin (Invitrogen). The individual recombinant baculovirus clones were purified by plaque assay using 1% low melting agarose.

EXAMPLE 3

Expression and Purification of Recombinant p38 Kinase

Trichoplusia ni (Tn-368) High-Five™ cells (Invitrogen) were grown in suspension in Excel-405 protein free medium (JRH Bioscience) in a shaker flask at 27°C. Cells at a density of 1.5×10^6 cells/ml were infected with the recombinant baculovirus described above at a multiplicity of infection of 5. The expression level of recombinant p38 was monitored by immunoblotting

-39-

using a rabbit anti-p38 antibody (Santa Cruz Biotechnology). The cell mass was harvested 72 hours after infection when the expression level of p38 reached its maximum.

5 Frozen cell paste from cells expressing the (His)₆-tagged p38 was thawed in 5 volumes of Buffer A (50 mM NaH₂PO₄ pH 8.0, 200 mM NaCl, 2mM β-Mercaptoethanol, 10% Glycerol and 0.2 mM PMSF). After mechanical
10 disruption of the cells in a microfluidizer, the lysate was centrifuged at 30,000 x g for 30 minutes. The supernatant was incubated batchwise for 3-5 hours at 4°C with Talon™ (Clontech) metal affinity resin at a ratio of 1 ml of resin per 2-4 mgs of expected p38. The resin was settled by centrifugation at 500 x g for 5 minutes and
15 gently washed batchwise with Buffer A. The resin was slurried and poured into a column (approx. 2.6 x 5.0 cm) and washed with Buffer A + 5 mM imidazole.

The (His)₆-p38 was eluted with Buffer A + 100 mM imidazole and subsequently dialyzed overnight at 4°C
20 against 2 liters of Buffer B, (50 mM HEPES, pH 7.5, 25 mM β-glycerophosphate, 5% glycerol, 2mM DTT). The His₆ tag was removed by addition of at 1.5 units thrombin (Calbiochem) per mg of p38 and incubation at 20°C for 2-3
25 hours. The thrombin was quenched by addition of 0.2 mM PMSF and then the entire sample was loaded onto a 2 ml benzamidine agarose (American International Chemical) column.

The flow through fraction was directly loaded onto a 2.6 x 5.0 cm Q-Sepharose (Pharmacia) column
30 previously equilibrated in Buffer B + 0.2 mM PMSF. The p38 was eluted with a 20 column volume linear gradient to 0.6M NaCl in Buffer B. The eluted protein peak was

-40-

pooled and dialyzed overnight at 4°C vs. Buffer C (50 mM HEPES pH 7.5, 5% glycerol, 50 mM NaCl, 2 mM DTT, 0.2 mM PMSF).

The dialyzed protein was concentrated in a
5 Centriprep (Amicon) to 3-4 ml and applied to a 2.6 x 100
cm Sephacryl S-100HR (Pharmacia) column. The protein was
eluted at a flow rate of 35 ml/hr. The main peak was
pooled, adjusted to 20 mM DTT, concentrated to 10-80
mgs/ml and frozen in aliquots at -70°C or used
10 immediately.

EXAMPLE 4

Activation of p38

p38 was activated by combining 0.5 mg/ml p38
15 with 0.005 mg/ml DD-double mutant MKK6 in Buffer B + 10mM
MgCl₂, 2mM ATP, 0.2mM Na₂VO₄ for 30 minutes at 20°C. The
activation mixture was then loaded onto a 1.0 x 10 cm
MonoQ column (Pharmacia) and eluted with a linear 20
column volume gradient to 1.0 M NaCl in Buffer B. The
20 activated p38 eluted after the ADP and ATP. The
activated p38 peak was pooled and dialyzed against buffer
B + 0.2mM Na₂VO₄ to remove the NaCl. The dialyzed
protein was adjusted to 1.1M potassium phosphate by
addition of a 4.0M stock solution and loaded onto a 1.0 x
25 10 cm HIC (Rainin Hydropore) column previously
equilibrated in Buffer D (10% glycerol, 20mM β-
glycerophosphate, 2.0mM DTT) + 1.1MK₂HPO₄. The protein
was eluted with a 20 column volume linear gradient to
Buffer D + 50mM K₂HPO₄. The double phosphorylated p38
30 eluted as the main peak and was pooled for dialysis
against Buffer B + 0.2mM Na₂VO₄. The activated p38 was
stored at -70°C.

-41-

EXAMPLE 5P38 Inhibition AssaysA. Inhibition of Phosphorylation of EGF Receptor Peptide

5 This assay is carried out in the presence of 10 mM MgCl₂, 25 mM β-glycerophosphate, 10% glycerol and 100 mM HEPES buffer at pH 7.6. For a typical IC₅₀ determination, a stock solution is prepared containing all of the above components and activated p38 (5 nM).
10 The stock solution is aliquotted into vials. A fixed volume of DMSO or inhibitor in DMSO (final concentration of DMSO in reaction is 5%) is introduced to each vial, mixed and incubated for 15 minutes at room temperature. EGF receptor peptide, KRELVEPLTPSGEAPNQALLR, a phosphoryl
15 acceptor in p38-catalyzed kinase reaction, is added to each vial to a final concentration of 200 μM. The kinase reaction is initiated with ATP (100 μM) and the vials are incubated at 30°C. After 30 minutes, the reactions are quenched with equal volume of 10% trifluoroacetic acid
20 (TFA).

The phosphorylated peptide is quantified by HPLC analysis. Separation of phosphorylated peptide from the unphosphorylated peptide is achieved on a reverse phase column (Deltapak, 5 μm, C18 100D, part no. 011795)
25 with a binary gradient of water and acetonitrile, each containing 0.1% TFA. IC₅₀ (concentration of inhibitor yielding 50% inhibition) is determined by plotting the % activity remaining against inhibitor concentration.

B. Inhibition of ATPase Activity

30 This assay is carried out in the presence of 10 mM MgCl₂, 25 mM β-glycerophosphate, 10% glycerol and 100

-42-

mM HEPES buffer at pH 7.6. For a typical K_i determination, the K_m for ATP in the ATPase activity of activated p38 reaction is determined in the absence of inhibitor and in the presence of two concentrations of inhibitor. K_i is determined from the rate data as a function of inhibitor and ATP concentrations. A stock solution is prepared containing all of the above components and activated p38 (60 nM). The stock solution is aliquotted into vials. A fixed volume of DMSO or inhibitor in DMSO (final concentration of DMSO in reaction is 2.5%) is introduced to each vial, mixed and incubated for 15 minutes at room temperature. The reaction is initiated by adding various concentrations of ATP and then incubated at 30°C. After 30 minutes, the reactions are quenched with 50 μ l of EDTA (0.1 M, final concentration), pH 8.0. The product of p38 ATPase activity, ADP, is quantified by HPLC analysis.

Separation of ADP from ATP is achieved on a reversed phase column (Supelcosil, LC-18, 3 μ m, part no. 5-8985) using a binary solvent gradient of following composition: Solvent A - 0.1 M phosphate buffer containing 8 mM tetrabutylammonium hydrogen sulfate (Sigma Chemical Co., catalogue no. T-7158), Solvent B - Solvent A with 30% methanol.

C. Inhibition of IL-1, TNF, IL-6 and IL-8 Production in LPS-Stimulated PBMCs

Inhibitors are serially diluted in DMSO from a 20 mM stock. At least 6 serial dilutions are prepared. Then 4x inhibitor stocks are prepared by adding 4 μ l of an inhibitor dilution to 1 ml of RPMI1640 medium/10% fetal bovine serum. The 4x inhibitor stocks contained

-43-

inhibitor at concentrations of 80 μM , 32 μM , 12.8 μM , 5.12 μM , 2.048 μM , 0.819 μM , 0.328 μM , 0.131 μM , 0.052 μM , 0.021 μM etc. The 4x inhibitor stocks are pre-warmed at 37°C until use.

5 Fresh human blood buffy cells are separated from other cells in a Vacutainer CPT from Becton & Dickinson (containing 4 ml blood and enough DPBS without $\text{Mg}^{2+}/\text{Ca}^{2+}$ to fill the tube) by centrifugation at 1500 x g for 15 min. Peripheral blood mononuclear cells (PBMCs),
10 which are located on top of the gradient in the Vacutainer, are removed and washed twice with RPMI1640 medium/10% fetal bovine serum. PBMCs are collected by centrifugation at 500 x g for 10 min. The total cell number is determined using a Neubauer Cell Chamber and
15 the cells are adjusted to a concentration of 4.8×10^6 cells/ml in cell culture medium (RPMI1640 supplemented with 10% fetal bovine serum).

 Alternatively, whole blood containing an anti-coagulant is used directly in the assay.

20 100 μl of cell suspension or whole blood is placed in each well of a 96-well cell culture plate. Then, 50 μl of the 4x inhibitor stock to the cells is added. Finally, 50 μl of a lipopolysaccharide (LPS) working stock solution (16 ng/ml in cell culture medium)
25 is added to give a final concentration of 4 ng/ml LPS in the assay. The total assay volume of the vehicle control is also adjusted to 200 μl by adding 50 μl cell culture medium. The PBMC cells or whole blood are then incubated
30 overnight (for 12-15 hours) at 37°C/5% CO₂ in a humidified atmosphere.

-44-

The next day the cells are mixed on a shaker for 3-5 minutes before centrifugation at 500 x g for 5 minutes. Cell culture supernatants are harvested and analyzed by ELISA for levels of IL-1b (R & D Systems, Quantikine kits, #DBL50), TNF- α (BioSource, #KHC3012), IL-6 (Endogen, #EH2-IL6) and IL-8 (Endogen, #EH2-IL8) according to the instructions of the manufacturer. The ELISA data are used to generate dose-response curves from which IC50 values are derived.

p38 inhibitors of this invention will inhibit phosphorylation of EGF receptor peptide, and the production of IL-1, TNF and IL-6, as well as IL-8 in LPS-stimulated PBMCs or in whole blood.

D. Inhibition of IL-6 and IL-8
Production in IL-1-Stimulated PBMCs

This assay is carried out on PBMCs exactly the same as above except that 50 μ l of an IL-1b working stock solution (2 ng/ml in cell culture medium) is added to the assay instead of the (LPS) working stock solution.

Cell culture supernatants are harvested as described above and analyzed by ELISA for levels of IL-6 (Endogen, #EH2-IL6) and IL-8 (Endogen, #EH2-IL8) according to the instructions of the manufacturer. The ELISA data are used to generate dose-response curves from which IC50 values are derived.

E. Inhibition of LPS-Induced
Prostaglandin Endoperoxide Synthase-2
(PGHS-2, or COX-2) Induction In PBMCs

Human peripheral mononuclear cells (PBMCs) are isolated from fresh human blood buffy coats by centrifugation in a Vacutainer CPT (Becton & Dickinson).

-45-

15 x 10⁶ cells are seeded in a 6-well tissue culture dish containing RPMI 1640 supplemented with 10% fetal bovine serum, 50U/ml penicillin, 50 µg/ml streptomycin, and 2 mM L-glutamine. An inhibitor of the instant invention is
5 added at 0.2, 2.0 and 20 µM final concentrations in DMSO. Then, LPS is added at a final concentration of 4 ng/ml to induce enzyme expression. The final culture volume is 10 ml/well.

After overnight incubation at 37°C, 5% CO₂, the
10 cells are harvested by scraping and subsequent centrifugation, then the supernatant is removed, and the cells are washed twice in ice-cold DPBS (Dulbecco's phosphate buffered saline, BioWhittaker). The cells are lysed on ice for 10 min in 50 µl cold lysis buffer (20 mM
15 Tris-HCl, pH 7.2, 150 mM NaCl, 1% Triton-X-100, 1% deoxycholic acid, 0.1% SDS, 1 mM EDTA, 2% aprotinin (Sigma), 10 µg/ml pepstatin, 10 µg/ml leupeptin, 2 mM PMSF, 1 mM benzamidine, 1 mM DTT) containing 1 µl
Benzonase (DNAse from Merck). The protein concentration
20 of each sample is determined using the BCA assay (Pierce) and bovine serum albumin as a standard. Then the protein concentration of each sample is adjusted to 1 mg/ml with cold lysis buffer. To 100 µl lysate an equal volume of
25 2xSDS PAGE loading buffer is added and the sample is boiled for 5 min. Proteins (30 µg/lane) are size-fractionated on 4-20% SDS PAGE gradient gels (Novex) and subsequently transferred onto nitrocellulose membrane by electrophoretic means for 2 hours at 100 mA in Towbin transfer buffer (25 mM Tris, 192 mM glycine) containing
30 20% methanol. The membrane is pretreated for 1 hour at room temperature with blocking buffer (5% non-fat dry

-46-

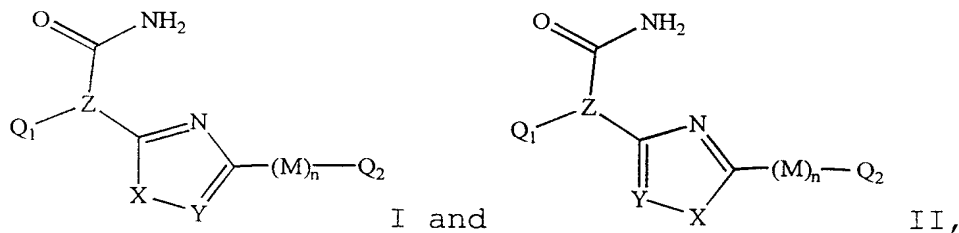
milk in DPBS supplemented with 0.1% Tween-20) and washed
3 times in DPBS/0.1% Tween-20. The membrane is incubated
overnight at 4°C with a 1: 250 dilution of monoclonal
anti-COX-2 antibody (Transduction Laboratories) in
5 blocking buffer. After 3 washes in DPBS/0.1% Tween-20,
the membrane is incubated with a 1:1000 dilution of
horseradish peroxidase-conjugated sheep antiserum to
mouse Ig (Amersham) in blocking buffer for 1 h at room
temperature. Then the membrane is washed again 3 times
10 in DPBS/0.1% Tween-20 and an ECL detection system
(SuperSignal™ CL-HRP Substrate System, Pierce) is used to
determine the levels of expression of COX-2.

While we have hereinbefore presented a number
of embodiments of this invention, it is apparent that our
15 basic construction can be altered to provide other
embodiments which utilize the methods of this invention.

CLAIMS

We claim:

1. A compound having the formula:



wherein:

each of Q_1 and Q_2 are independently selected from 5-6 membered aromatic carbocyclic or heterocyclic ring systems, or 8-10 membered bicyclic ring systems comprising aromatic carbocyclic rings, aromatic heterocyclic rings or a combination of an aromatic carbocyclic ring and an aromatic heterocyclic ring; or wherein:

Q_1 is selected from a 5-6 membered aromatic carbocyclic or heterocyclic ring system, or an 8-10 membered bicyclic ring system comprising aromatic carbocyclic rings, aromatic heterocyclic rings or a combination of an aromatic carbocyclic ring and an aromatic heterocyclic ring, and Q_2 is selected from H, CO_2R' , $CON(R')_2$, or a (C_1-C_4) branched or straight-chain alkyl optionally containing 1-3 substituents independently selected from A, $T-C(O)R'$, OPO_3H_2 , NR'_2 , $N(R')_2$, OR' , CO_2R' , $CON(R')_2$, or $SO_2N(R^2)_2$;

wherein:

Q_1 is optionally substituted with 1 to 4 substituents, each of which is independently selected

-49-

wherein R' is selected from hydrogen, (C₁-C₃)-alkyl; (C₂-C₃)-alkenyl or alkynyl; phenyl or phenyl substituted with 1 to 3 substituents independently selected from halo, methoxy, cyano, nitro, amino, hydroxy, methyl or ethyl;

wherein R³ is selected from 5-6 membered aromatic carbocyclic or heterocyclic ring systems;

wherein R⁴ is (C₁-C₄)-alkyl optionally substituted with N(R')₂, OR', CO₂R', CON(R')₂, or SO₂N(R²)₂; a 5-6 membered carbocyclic or heterocyclic ring system optionally substituted with a (C₁-C₄) branched or straight-chain alkyl group, N(R')₂, OR', CO₂R', CON(R')₂, or SO₂N(R²)₂; or a (C₁-C₄)-alkyl optionally substituted with the 5-6 membered carbocyclic or heterocyclic ring system optionally substituted with a (C₁-C₄) branched or straight-chain alkyl group, N(R')₂, OR', CO₂R', CON(R')₂, or SO₂N(R²)₂;

wherein R² is selected from hydrogen, (C₁-C₃)-alkyl, or (C₁-C₃)-alkenyl; each optionally substituted with -N(R')₂, -OR', SR', -C(O)-N(R')₂, -S(O₂)-N(R')₂, -C(O)-OR', or R³;

wherein X is selected from O, S, NR or C(R)₂;

wherein Y is CR or N;

wherein Z is CH or N;

wherein M is C=O, CHOH, or CH₂;

wherein n is 0 or 1;

wherein each R is independently selected from hydrogen, -R², -N(R²)₂, -OR², SR², -C(O)-N(R²)₂, -S(O₂)-N(R²)₂, or -C(O)-OR², wherein two adjacent R are optionally bound to one another and, together with each Y to which they are respectively bound, form a 4-8 membered carbocyclic or heterocyclic ring;

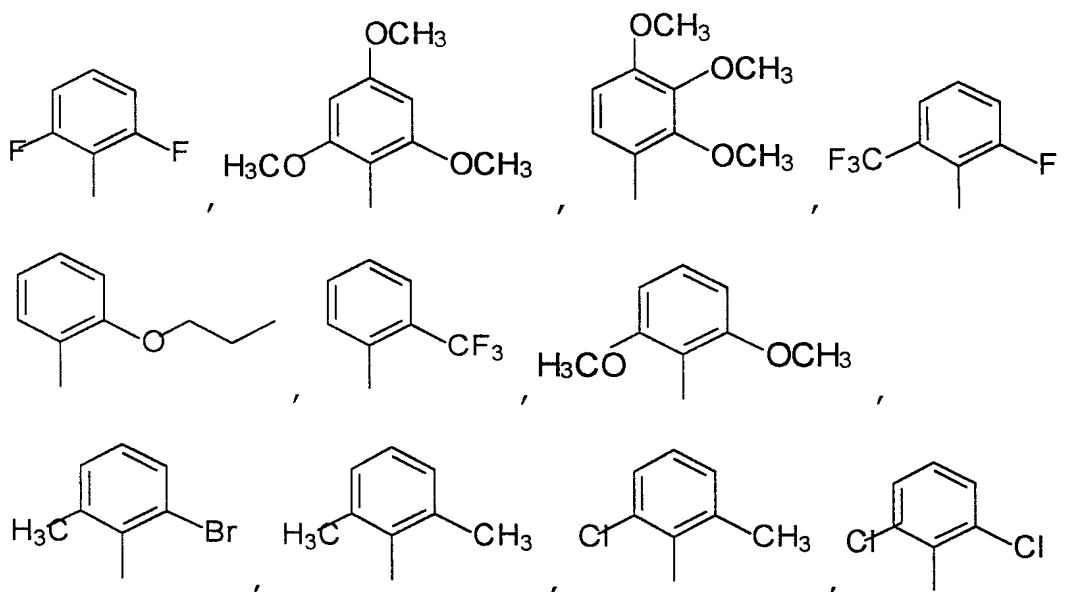
-50-

and pharmaceutically acceptable salts thereof.

2. The compound according to claim 1, wherein Q_1 is selected from phenyl or pyridyl containing 1 to 3 substituents independently selected from chloro, fluoro, bromo, $-CH_3$, $-OCH_3$, $-OH$, $-CF_3$, $-OCF_3$, $-O(CH_2)_2CH_3$, NH_2 , 3,4-methylenedioxy, $-N(CH_3)_2$, $-NH-S(O)_2$ -phenyl, $-NH-C(O)O-CH_2-4$ -pyridine, $-NH-C(O)CH_2$ -morpholine, $-NH-C(O)CH_2-N(CH_3)_2$, $-NH-C(O)CH_2$ -piperazine, $-NH-C(O)CH_2$ -pyrrolidine, $-NH-C(O)C(O)$ -morpholine, $-NH-C(O)C(O)$ -piperazine, $-NH-C(O)C(O)$ -pyrrolidine, $-O-C(O)CH_2-N(CH_3)_2$, or $-O-(CH_2)_2-N(CH_3)_2$ and wherein at least one of said substituents is in the ortho position.

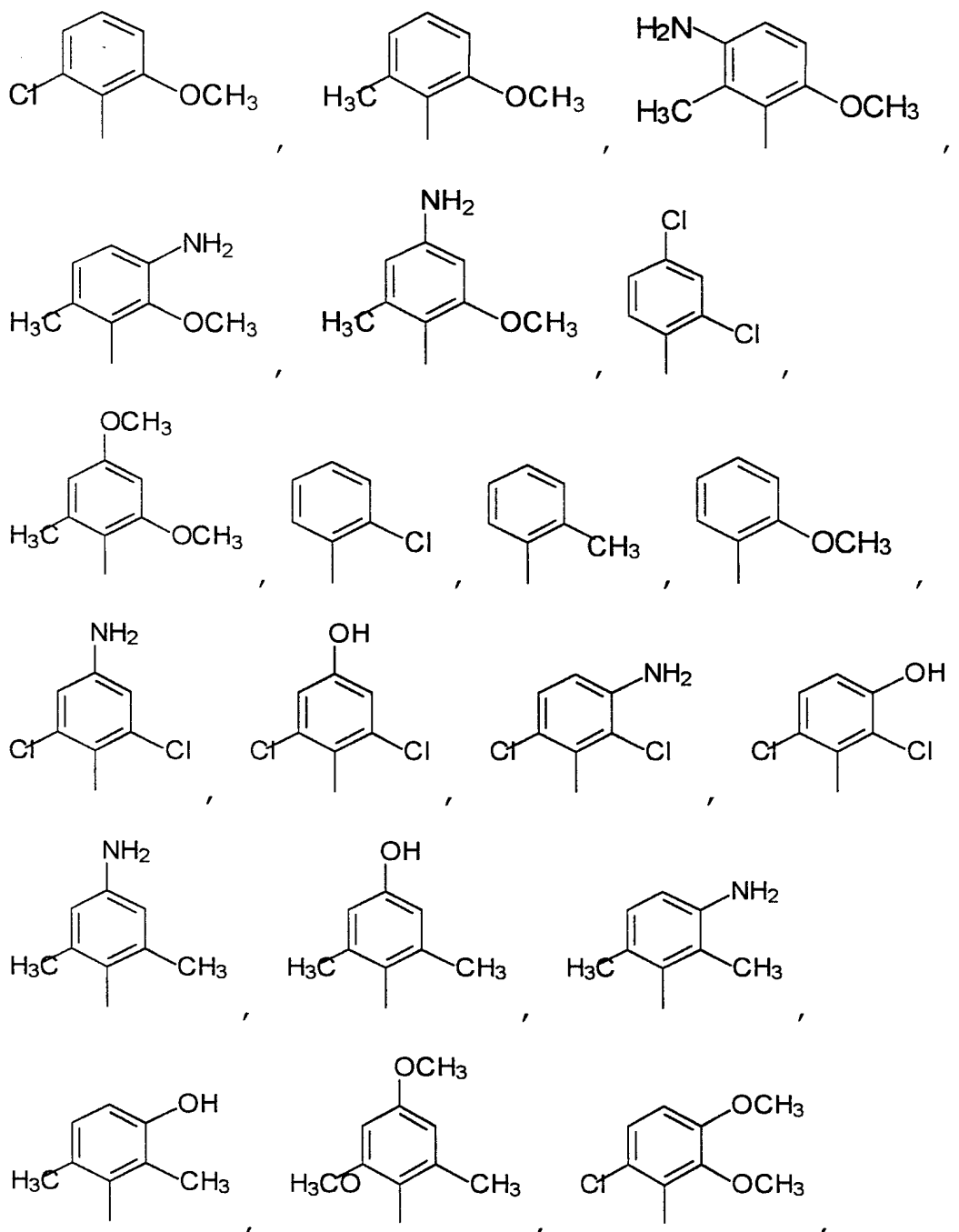
3. The compound according to claim 2, wherein Q_1 contains at least two substituents, both of which are in the ortho position.

4. The compound according to claim 2, wherein Q_1 is selected from:

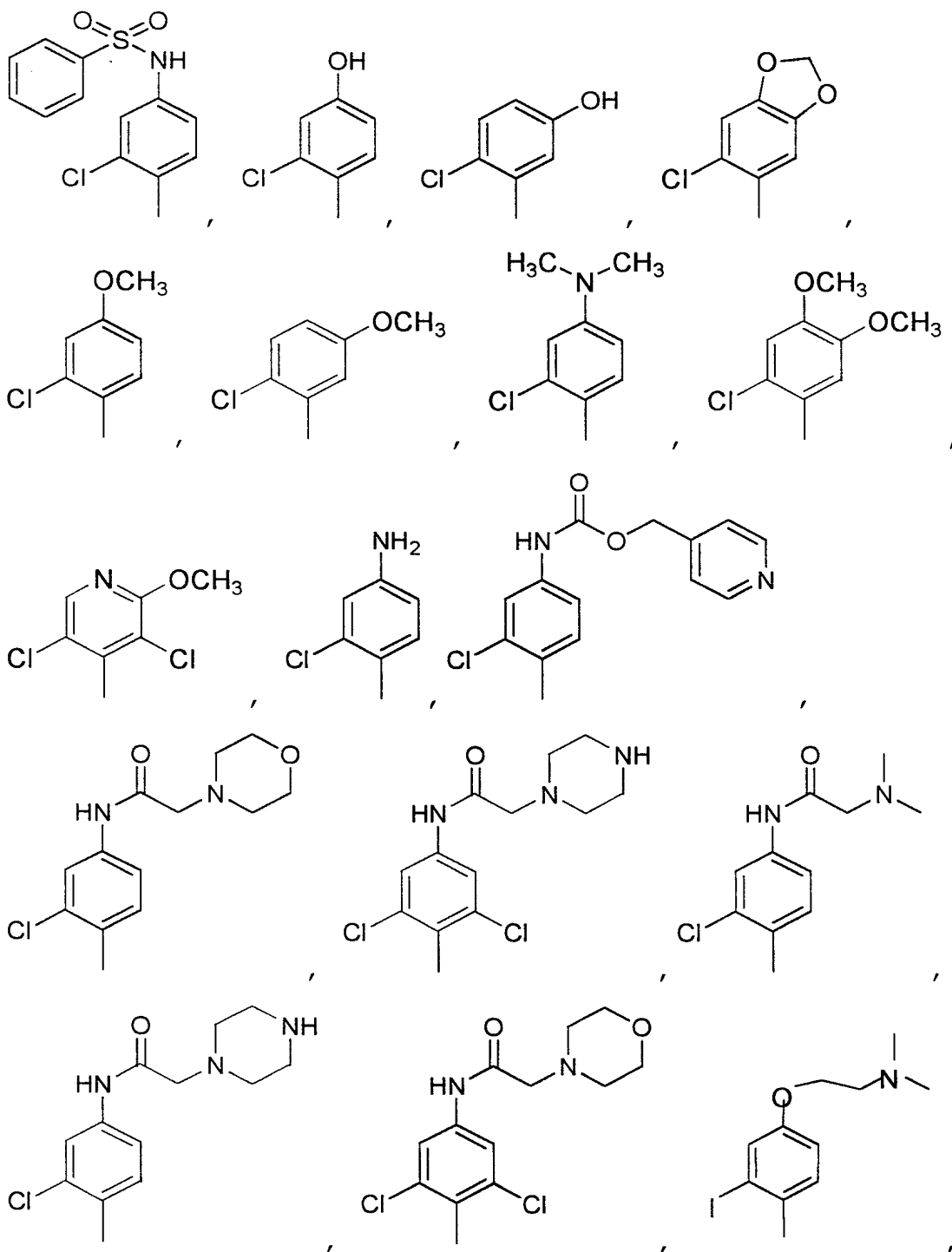


SUBSTITUTE SHEET (RULE 26)

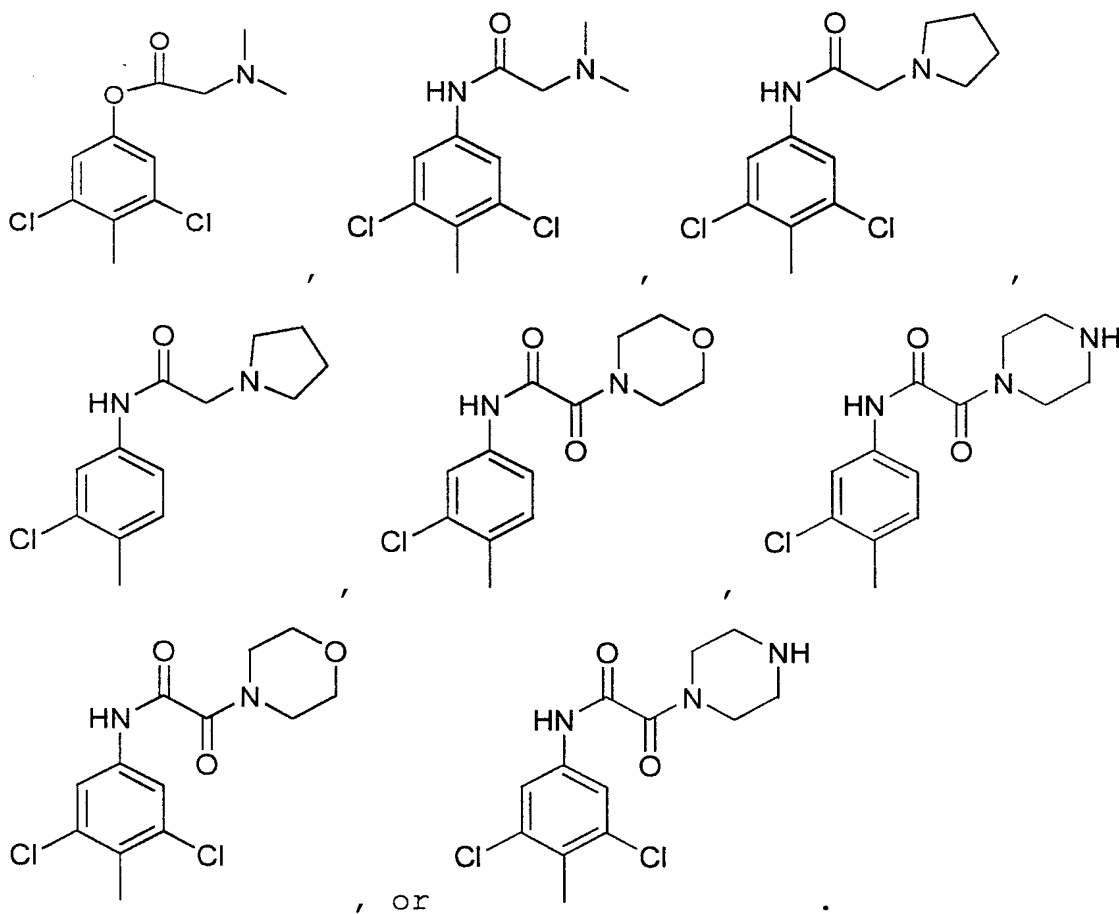
-51-



SUBSTITUTE SHEET (RULE 26)



-53-



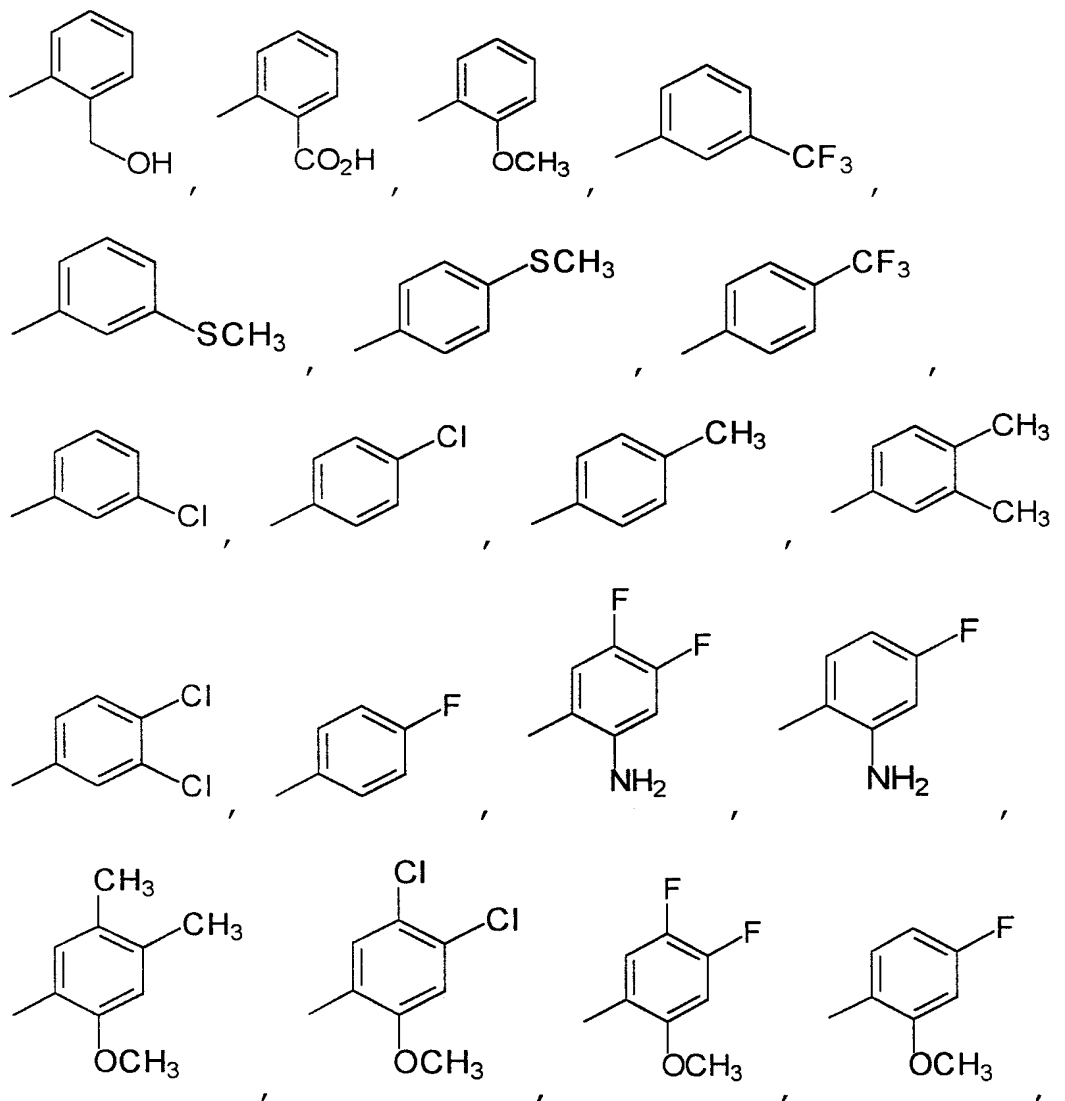
5. The compound according to claim 4, wherein Q_1 is selected from 2-fluoro-6-trifluoromethylphenyl; 2,6-difluorophenyl; 2,6-dichlorophenyl; 2-chloro-4-hydroxyphenyl; 2-chloro-4-aminophenyl; 2,6-dichloro-4-aminophenyl; 2,6-dichloro-3-aminophenyl; 2,6-dimethyl-4-hydroxyphenyl; 2-methoxy-3,5-dichloro-4-pyridyl; 2-chloro-4,5 methylenedioxy phenyl or 2-chloro-4-(N-2-morpholino-acetamido)phenyl.

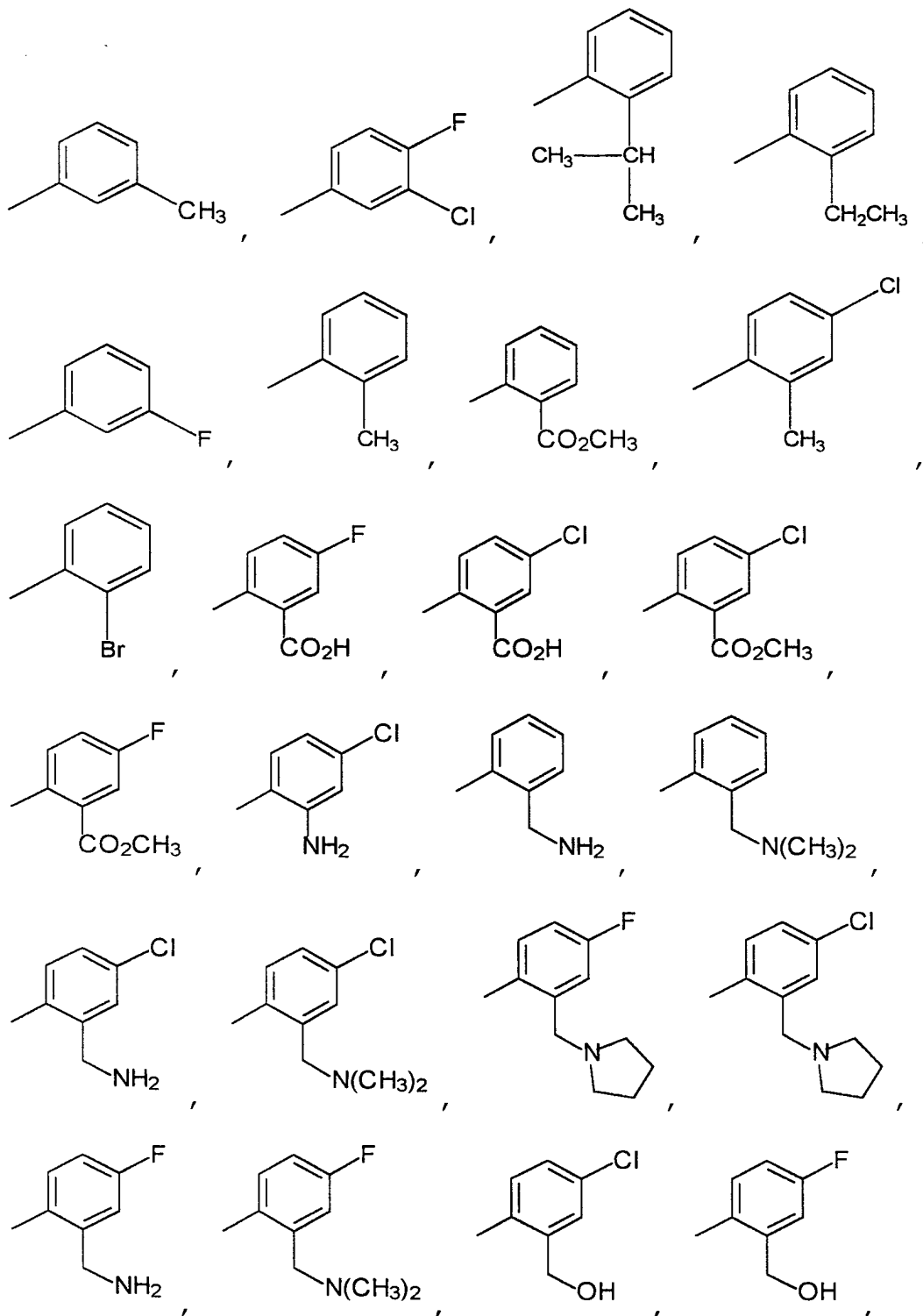
6. The compound according to claim 1, wherein Q_2 is selected from phenyl or pyridyl and wherein Q_2 optionally contains up to 3 substituents, each of which

-54-

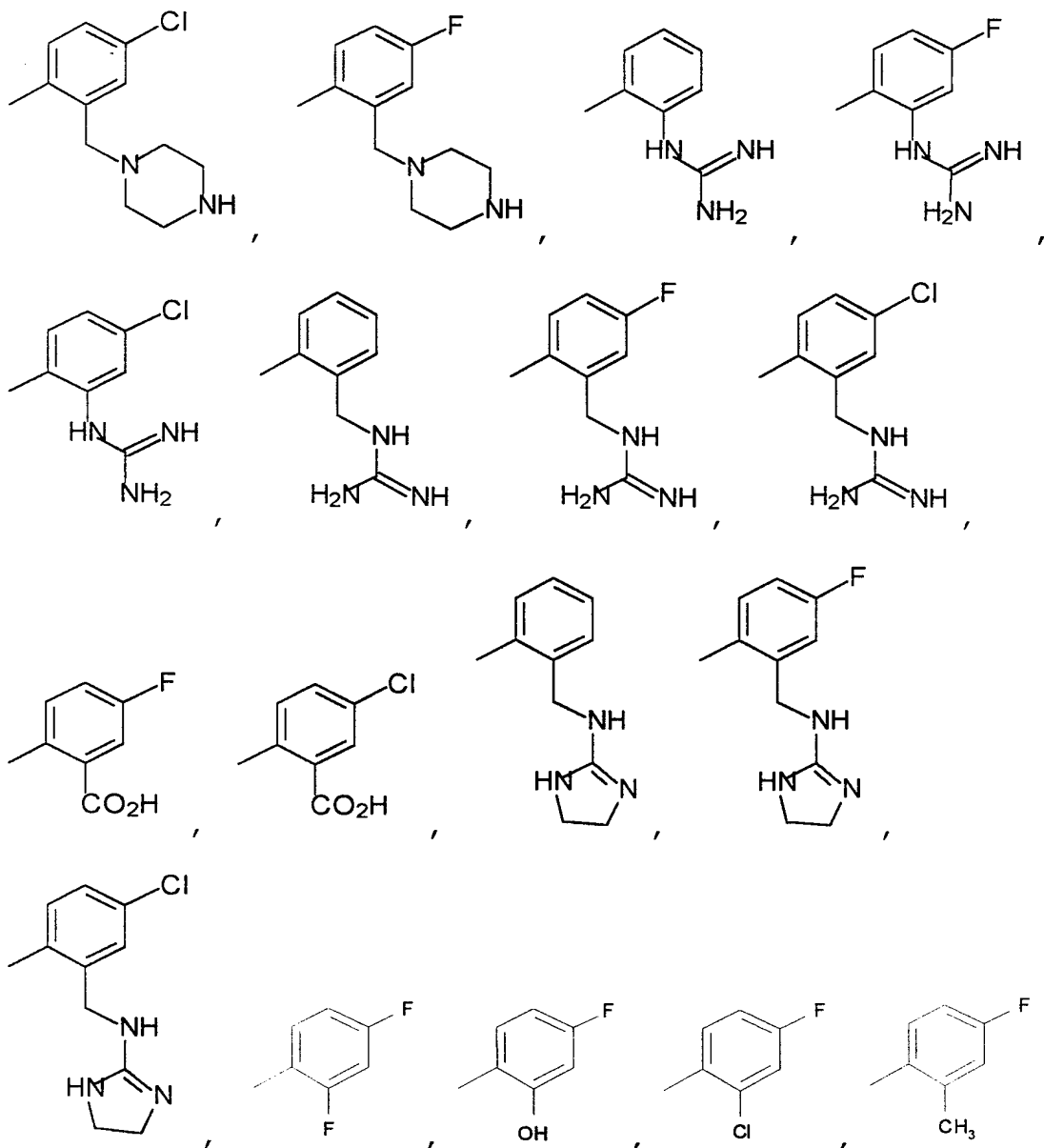
is independently selected from chloro, fluoro, bromo, methyl, ethyl, isopropyl, $-OCH_3$, $-OH$, $-NH_2$, $-CF_3$, $-OCF_3$, $-SCH_3$, $-C(O)OH$, $-C(O)OCH_3$, $-CH_2NH_2$, $-N(CH_3)_2$, $-CH_2$ -pyrrolidine and $-CH_2OH$.

7. The compound according to claim 6, wherein, Q_2 is selected from:





-56-



unsubstituted 2-pyridyl or unsubstituted phenyl.

8. The compound according to claim 7, wherein Q_2 is selected from phenyl; 2-isopropylphenyl; 3,4-dimethylphenyl; 2-ethylphenyl; 3-fluorophenyl; 2-methylphenyl; 3-chloro-4-fluorophenyl; 3-chlorophenyl; 2-carbomethoxyphenyl; 2-carboxyphenyl; 2-methyl-4-chlorophenyl; 2-bromophenyl; 2-pyridyl; 2-

-57-

methylenedioxyphenyl; 4-fluorophenyl; 2-methyl-4-fluorophenyl; 2-chloro-4-fluorophenyl; 2,4-difluorophenyl; 2-hydroxy-4-fluorophenyl or 2-methylenedioxy-4-fluorophenyl.

9. The compound according to claim 1, wherein X is S.

10. The compound according to claim 1, wherein X is O.

11. The compound according to claim 1, wherein X is NR.

12. The compound according to claim 1, wherein Y is CR and wherein said R is H.

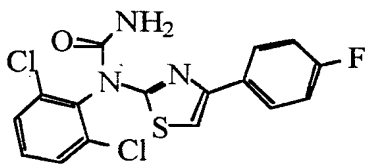
13. The compound according to claim 1, wherein said compound is selected from any one of the compounds 1 to 12 depicted in Table 1.

14. The compound according to claim 1, wherein said compound is selected from any one of the compounds 13 to 24 depicted in Table 2.

15. The compound according to claim 1, wherein said compound is selected from any one of the compounds 25 to 36 depicted in Table 3.

16. The compound according to claim 1, wherein said compound is:

-58-



17. A composition comprising a compound according to any one of claims 1 to 16 and a pharmaceutically acceptable carrier.

18. A method of treating or preventing inflammatory diseases, autoimmune diseases, destructive bone disorders, proliferative disorders, infectious diseases, neurodegenerative diseases, allergies, reperfusion/ischemia in stroke, heart attacks, angiogenic disorders, organ hypoxia, vascular hyperplasia, cardiac hypertrophy, thrombin-induced platelet aggregation or conditions associated with prostaglandin endoperoxidase synthase-2 in a patient, said method comprising administering to said patient a composition according to claim 17 in an amount effective to inhibit p38.

19. The method according to claim 18, wherein said method is used to treat or prevent an inflammatory disease selected from acute pancreatitis, chronic pancreatitis, asthma, allergies, or adult respiratory distress syndrome.

20. The method according to claim 18, wherein said method is used to treat or prevent an autoimmune disease selected from glomerulonephritis, rheumatoid arthritis, systemic lupus erythematosus, scleroderma, chronic thyroiditis, Graves' disease, autoimmune

-59-

gastritis, diabetes, autoimmune hemolytic anemia, autoimmune neutropenia, thrombocytopenia, atopic dermatitis, chronic active hepatitis, myasthenia gravis, multiple sclerosis, inflammatory bowel disease, ulcerative colitis, Crohn's disease, psoriasis, or graft vs. host disease.

21. The method according to claim 18, wherein said method is used to treat or prevent a destructive bone disorders selected from osteoarthritis, osteoporosis or multiple myeloma-related bone disorder.

22. The method according to claim 18, wherein said method is used to treat or prevent a proliferative disease selected from acute myelogenous leukemia, chronic myelogenous leukemia, metastatic melanoma, Kaposi's sarcoma, or multiple myeloma.

23. The method according to claim 18, wherein said method is used to treat or prevent an infectious disease selected from sepsis, septic shock, or Shigellosis.

24. The method according to claim 18, wherein said method is used to treat or prevent a viral disease selected from acute hepatitis infection, HIV infection or CMV retinitis.

25. The method according to claim 18, wherein said method is used to treat or prevent a neurodegenerative disease selected from Alzheimer's

-60-

disease, Parkinson's disease, cerebral ischemia or neurodegenerative disease caused by traumatic injury.

26. The method according to claim 18, wherein said method is used to treat or prevent ischemia/reperfusion in stroke or myocardial ischemia, renal ischemia, heart attacks, organ hypoxia or thrombin-induced platelet aggregation.

27. The method according to claim 18, wherein said method is used to treat or prevent a condition associated with prostaglandin endoperoxide synthase-2 selected from edema, fever, analgesia or pain.

28. The method according to claim 27, wherein said pain is selected from neuromuscular pain, headache, cancer pain, dental pain or arthritis pain.

29. The method according to claim 18, wherein said method is used to treat or prevent an angiogenic disorder selected from solid tumors, ocular neovascularization, or infantile haemangiomas.

INTERNATIONAL SEARCH REPORT

International Application No
PCT/US 99/21337

A. CLASSIFICATION OF SUBJECT MATTER

IPC 7 C07D277/48 A61K31/426 A61K31/421 A61K31/4168 C07D263/48
C07D233/88

According to International Patent Classification (IPC) or to both national classification and IPC

B. FIELDS SEARCHED

Minimum documentation searched (classification system followed by classification symbols)
IPC 7 C07D

Documentation searched other than minimum documentation to the extent that such documents are included in the fields searched

Electronic data base consulted during the international search (name of data base and, where practical, search terms used)

C. DOCUMENTS CONSIDERED TO BE RELEVANT

Category *	Citation of document, with indication, where appropriate, of the relevant passages	Relevant to claim No.
X	WO 98 27098 A (GALULLO VINCENT P ;SALITURO FRANCESCO GERALD (US); BEMIS GUY W (US) 25 June 1998 (1998-06-25) page 112 -page 113; claim 3 page 122; claim 25 ---	1-29
X	EP 0 424 021 A (PFIZER LTD ;PFIZER (US)) 24 April 1991 (1991-04-24) page 4, the last formula of line 40 page 23, "Preparation 20" ---	1, 11, 12
X	DE 896 809 C (FARBWERKE HOECHST AKTIENGESELLSCHAFT) 18 September 1952 (1952-09-18) page 1, column 1, line 1 -column 2, line 23 page 2 -page 3; examples 2,3 ---	1, 9, 12
	-/--	

Further documents are listed in the continuation of box C.

Patent family members are listed in annex.

* Special categories of cited documents :

- *A* document defining the general state of the art which is not considered to be of particular relevance
- *E* earlier document but published on or after the international filing date
- *L* document which may throw doubts on priority claim(s) or which is cited to establish the publication date of another citation or other special reason (as specified)
- *O* document referring to an oral disclosure, use, exhibition or other means
- *P* document published prior to the international filing date but later than the priority date claimed

- *T* later document published after the international filing date or priority date and not in conflict with the application but cited to understand the principle or theory underlying the invention
- *X* document of particular relevance; the claimed invention cannot be considered novel or cannot be considered to involve an inventive step when the document is taken alone
- *Y* document of particular relevance; the claimed invention cannot be considered to involve an inventive step when the document is combined with one or more other such documents, such combination being obvious to a person skilled in the art.
- *Z* document member of the same patent family

Date of the actual completion of the international search

11 February 2000

Date of mailing of the international search report

25.02.00

Name and mailing address of the ISA

European Patent Office, P.B. 5818 Patentlaan 2
NL - 2280 HV Rijswijk
Tel. (+31-70) 340-2040, Tx. 31 651 epo nl,
Fax: (+31-70) 340-3016

Authorized officer

Fink, D

INTERNATIONAL SEARCH REPORT

International Application No
PCT/US 99/21337

C.(Continuation) DOCUMENTS CONSIDERED TO BE RELEVANT

Category °	Citation of document, with indication, where appropriate, of the relevant passages	Relevant to claim No.
A	<p>HANSON G J: "inhibitors of p38 kinase" EXPERT OPINION ON THERAPEUTIC PATENTS, vol. 7, no. 7, 1997, pages 729-733, XP002086152 ISSN: 1354-3776 the whole document -----</p>	1-29

INTERNATIONAL SEARCH REPORT

International application No.
PCT/US 99/21337

Box I Observations where certain claims were found unsearchable (Continuation of item 1 of first sheet)

This International Search Report has not been established in respect of certain claims under Article 17(2)(a) for the following reasons:

1. Claims Nos.:
because they relate to subject matter not required to be searched by this Authority, namely:

Although claims 18-29 are directed to a method of treatment of the human/animal body, the search has been carried out and based on the alleged effects of the compound/composition.
2. Claims Nos.:
because they relate to parts of the International Application that do not comply with the prescribed requirements to such an extent that no meaningful International Search can be carried out, specifically:
3. Claims Nos.:
because they are dependent claims and are not drafted in accordance with the second and third sentences of Rule 6.4(a).

Box II Observations where unity of invention is lacking (Continuation of item 2 of first sheet)

This International Searching Authority found multiple inventions in this international application, as follows:

1. As all required additional search fees were timely paid by the applicant, this International Search Report covers all searchable claims.
2. As all searchable claims could be searched without effort justifying an additional fee, this Authority did not invite payment of any additional fee.
3. As only some of the required additional search fees were timely paid by the applicant, this International Search Report covers only those claims for which fees were paid, specifically claims Nos.:
4. No required additional search fees were timely paid by the applicant. Consequently, this International Search Report is restricted to the invention first mentioned in the claims; it is covered by claims Nos.:

Remark on Protest

- The additional search fees were accompanied by the applicant's protest.
- No protest accompanied the payment of additional search fees.

INTERNATIONAL SEARCH REPORT

Information on patent family members

International Application No

PCT/US 99/21337

Patent document cited in search report	Publication date	Patent family member(s)	Publication date
WO 9827098 A	25-06-1998	US 5945418 A	31-08-1999
		AU 5610598 A	15-07-1998
		CZ 9902163 A	15-09-1999
		EP 0951467 A	27-10-1999
		NO 992960 A	17-08-1999

EP 0424021 A	24-04-1991	AT 102198 T	15-03-1994
		AU 616362 B	24-10-1991
		AU 6472690 A	25-07-1991
		CA 2027896 A	20-04-1991
		CN 1051041 A,B	01-05-1991
		DE 69007009 D	07-04-1994
		DE 69007009 T	09-06-1994
		HU 56365 A,B	28-08-1991
		JP 3133980 A	07-06-1991
		JP 6000780 B	05-01-1994
		KR 9304845 B	09-06-1993
		NO 174256 B	27-12-1993
		NZ 235750 A	26-03-1992
		PL 287365 A	03-06-1991
		PT 95610 A	13-09-1991
		RU 2005721 C	15-01-1994
US 5171744 A	15-12-1992		
ZA 9008343 A	24-06-1992		

DE 896809 C		NONE	
